



GEMS ARTS AND SCIENCE COLLEGE

An ISO 9001 : 2015 Certified Institution

(A unit of Global Education and Management Studies Co-operative Ltd., No. M. 782)

(Affiliated to University of Calicut and UGC Recognized under Section 2 (f) of UGC Act 1956)

Ramapuram, Kadungapuram P.O, Malappuram Dt., Kerala. Pin - 679321, Ph : 04933-256123, 255700

www.gemsasc.ac.in, email: gemsasc@gmail.com

GENDER AUDIT

TEACHERS

DEPATMENT WISE



GENDER AUDIT COMMITTEE

SL NO.	NAME OF THE PROGRAM	DATE
CHAIRPERSON	Dr.NAVEEN MOHAN	PRINCIPAL GEMS COLLEGE
CONVENER	Mr. MUHAMMED BINSHAD K	HOD, AND ASSISTANT PROFESSOR, DEPARTMENT OF MULTIMEDIA
MEMBERS	1. Dr. FINOSE A	IQAC COORDINATOR, GEMS COLLEGE
	2. Mis. RANJUSHA VP	NAAC COORDINATOR, GEMS COLLEGE
	3. Mis. RESNA NK	IQAC ASSISTANT COORDINATOR, GEMS COLLEGE
	4. Mis. SHANA PARVEEN	ASSISTANT PROFESSOR, DEPARTMENT OF MICROBIOLOGY
	5. Mis. HARSHA DAS	ASSISTANT PROFESSOR, DEPARTMENT OF GEOLOGY
	6. Mr. MUHAMMED RAMEES P	ASSISTANT PROFESSOR, DEPARTMENT OF COMMERCE
	7. Mis. SREESHMA	ASSISTANT PROFESSOR, DEPARTMENT OF SOCIAL WORK AND SOCIOLOGY
	8. Dr. SANDHYA	ASSISTANT PROFESSOR, DEPARTMENT OF COMPUTER APPLICATION



GEMS ARTS AND SCIENCE COLLEGE

An ISO 9001 : 2015 Certified Institution

(A Unit of Global Education and Management Studies Co-operative Ltd., No. M. 782)
(Affiliated to University of Calicut and UGC Recognized under Section 2 (f) of UGC Act 1956)
Ramapuram, Kadungapuram P.O, Malappuram Dt., Kerala. Pin - 679 321, Ph : 04933-256123, 255700
www.gemsasc.ac.in, email: gemsasc@gmail.com

INTRODUCTION

GEMS Arts and Science College has undertaken a comprehensive gender audit from 2018 to 2023, examining the dynamics among students, teachers, non-teaching staff, and security and housekeeping personnel. This audit, with a total student population of 8884, reveals a gender distribution of 5160 male students and 3724 female students. Semester-wise and department-wise classifications provide a detailed understanding of gender variations within the student body.

In the teaching staff category, consisting of 435 individuals, the audit highlights 196 male and 239 female staff members. This breakdown underscores the importance of assessing gender balance within academic leadership and pedagogical roles, contributing to a nuanced understanding of faculty diversity.

Non-teaching staff, totalling 115 individuals, showed a gender distribution of 38 males and 77 females. This sector plays a vital role in the college's daily operations, and understanding the gender dynamics within this group is crucial for cultivating an inclusive and equitable work environment.

Security and housekeeping staff, comprising 124 individuals, demonstrated a gender distribution of 47 males and 77 females. This aspect of the audit emphasizes the need for gender awareness in roles beyond academia, acknowledging the significance of equity in all facets of institutional support.



Dr. NAVEEN MOHAN
PRINCIPAL
GEMS ARTS AND SCIENCE COLLEGE
KADUNGAPURAM (PO), RAMAPURAM
MALAPPURAM DT., KERALA-679 321



GEMS ARTS AND SCIENCE COLLEGE

An ISO 9001 : 2015 Certified Institution

(A Unit of Global Education and Management Studies Co-operative Ltd., No. M. 782)

(Affiliated to University of Calicut and UGC Recognized under Section 2 (f) of UGC Act 1956)

Ramapuram, Kadungapuram P.O, Malappuram Dt., Kerala. Pin - 679 321, Ph : 04933-256123, 255700


www.gemsasc.ac.in, email: gemsasc@gmail.com

The gender audit at GEMS Arts and Science College signifies a commitment to promoting gender equity and inclusivity across the institution. By examining gender variations within different staff categories and departments, the college aims to identify strengths, challenges, and implement targeted initiatives to create a more gender-sensitive educational environment.

This audit is not a mere statistical exercise; it represents an acknowledgment of diverse experiences and a commitment to fostering a culture that values the unique attributes of each gender. GEMS Arts and Science College seeks to create an atmosphere conducive to personal and professional growth for all, recognizing that gender dynamics are multifaceted and interconnected with various aspects of campus life.

In the subsequent sections of this report, a detailed exploration of the findings will delve into trends and patterns within each category of students and staff. The college aims to derive actionable insights that will inform future policies, initiatives, and practices, contributing to a more equitable and inclusive educational landscape at GEMS Arts and Science College. This commitment to transparency, accountability, and continuous improvement underscores the college's dedication to fostering a gender-inclusive environment.

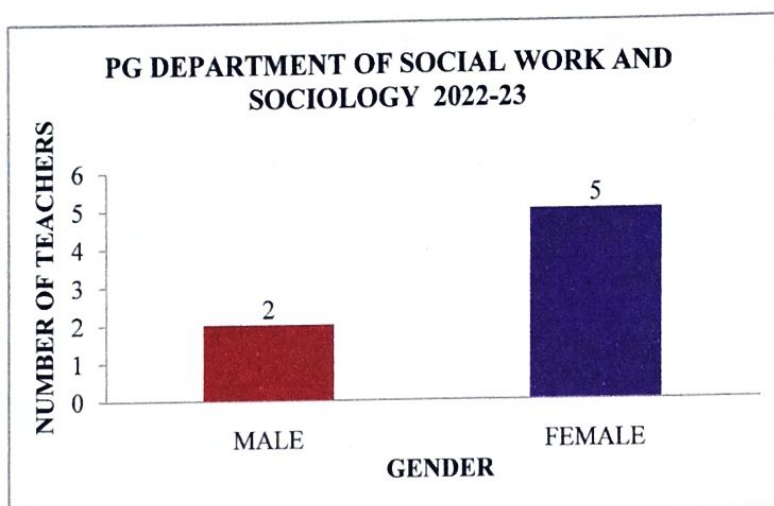



Dr. NAVEEN MOHAN
PRINCIPAL
GEMS ARTS AND SCIENCE COLLEGE
KADUNGAPURAM (PO), RAMAPURAM
MALAPPURAM DT., KERALA-679 321

GENDER AUDIT DATA ANALYSIS 2022-23

PG DEPARTMENT OF SOCIAL WORK AND SOCIOLOGY

GENDER	NUMBER OF TEACHERS	TOTAL
MALE	2	7
FEMALE	5	



The data analysis of teaching staff in the PG Department of Social Work and Sociology for the 2022–23 academic year is depicted in the above-mentioned graph. The graph shows that the majority of teachers are from the male category, and teachers from the female category are very few compared to the male category. The graph shows that the number of male staff is two and the number of female staff is five.

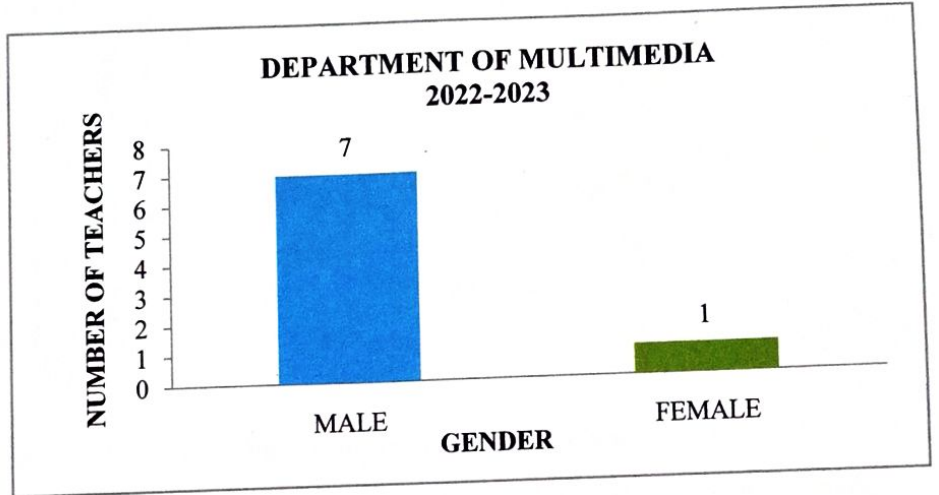


[Signature]
Dr. NAVEEN MOHAN
PRINCIPAL
GEMS ARTS AND SCIENCE COLLEGE
KADUNGAPURAM (PO), RAMAPURAM
MALAPPURAM DT., KERALA-679 321

GENDER AUDIT DATA ANALYSIS 2022-2023


DEPARTMENT OF MULTIMEDIA

GENDER	NUMBER OF TEACHERS	TOTAL
MALE	7	8
FEMALE	1	



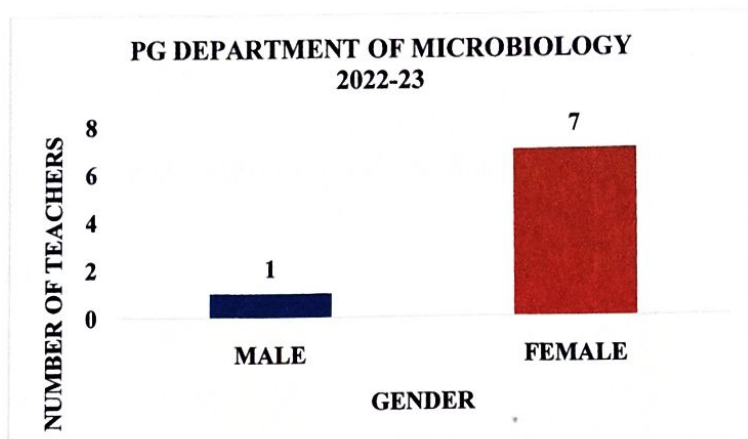
The gender audit data analysis of teaching staff in the Department of Multimedia 2022-23 academic years is depicted in the above-mentioned graph. The graph shows that the majority of teachers are from the male category, and teachers from the female category are very few compared to the male category. The graph shows that the number of male staffs is seven and the number of female staff is only one.




Dr. NAVEEN MOHAN
PRINCIPAL
GEMS ARTS AND SCIENCE COLLEGE
KADUNGAPURAM (PO), RAMAPURAM
MALAPPURAM DT., KERALA-679 321


**GENDER AUDIT DATA ANALYSIS 2022-23
PG DEPARTMENT OF MICROBIOLOGY**

GENDER	NUMBER OF TEACHERS	TOTAL
MALE	1	8
FEMALE	7	



The above graph depicts the Gender Audit Data Analysis of PG Department of Microbiology Teaching Staffs for the 2022-23 academic years. The graph mentioned above shows that the count of female staff is very high when compared with male staff. There are seven female staff members and only one male staff member in the department this year.

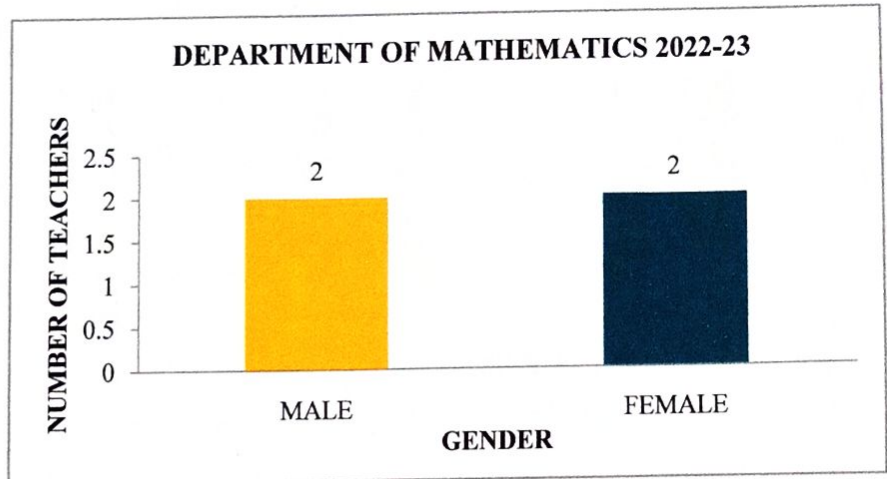



Dr. NAVEEN MOHAN
 PRINCIPAL
 GEMS ARTS AND SCIENCE COLLEGE
 KADUNGAPURAM (PO), RAMAPURAM
 MALAPPURAM DT., KERALA-679 321

GENDER AUDIT DATA ANALYSIS 2022-23


DEPARTMENT OF MATHEMATICS

GENDER	NUMBER OF TEACHERS	TOTAL
MALE	2	4
FEMALE	2	



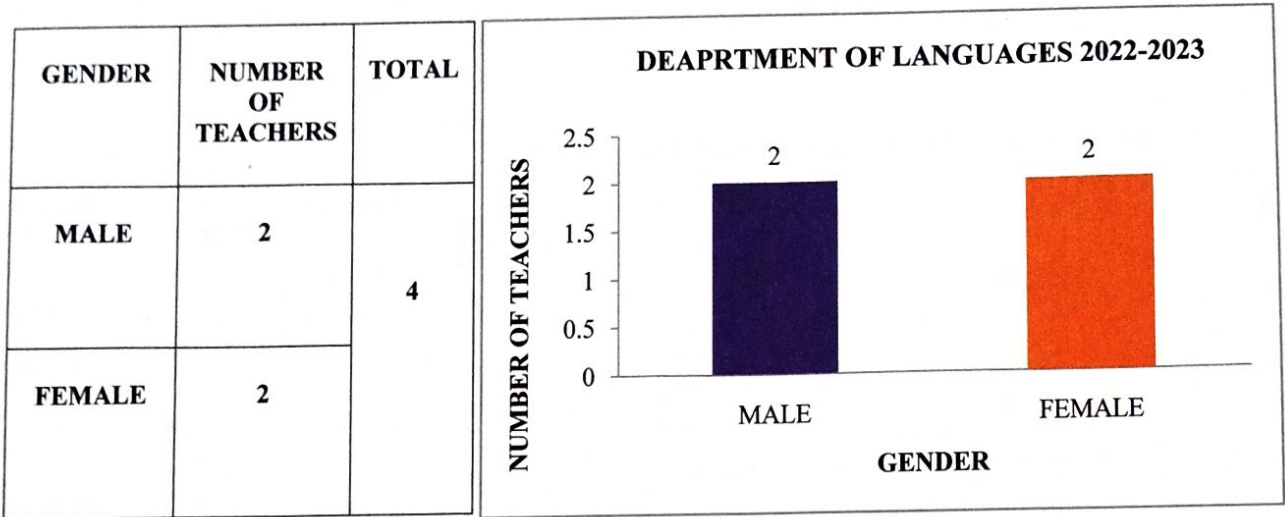
The graph depicts the gender audit data analysis of the teaching staff of the Department of Mathematics for the years 2022–23. By analysing the above-mentioned graph, it is clear that, in this year, the department has an equal number of male and female staff. The count evaluates two in each gender category.




Dr. NAVEEN MOHAN
PRINCIPAL
GEMS ARTS AND SCIENCE COLLEGE
KADUNGAPURAM (PO), RAMAPURAM
MALAPPURAM DT., KERALA-679 321

GENDER AUDIT DATA ANALYSIS 2022-23

DEPARTMENT OF LANGUAGES



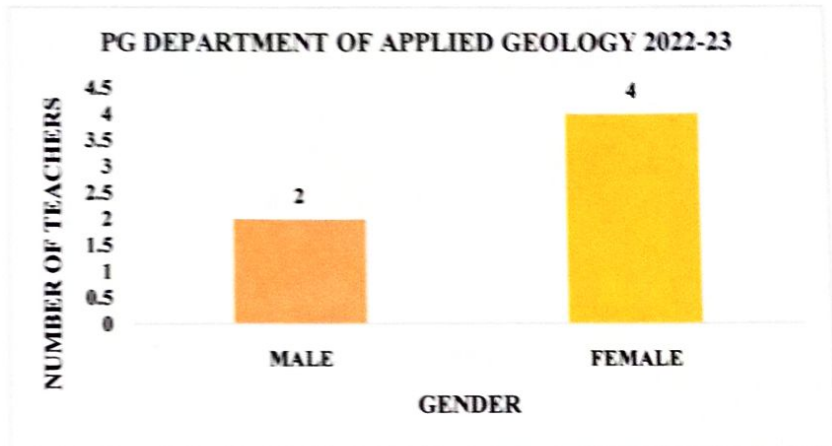
The gender audit data analysis of the teaching staff of the Department of Languages for the 2022–23 academic year is depicted in the above-mentioned graph. The graph shows that the number of staff falling under the male and female gender categories is the same. The department has two male and two female staffs.



Dr. NAVEEN MOHAN
PRINCIPAL
GEMS ARTS AND SCIENCE COLLEGE
KADUNGAPURAM (PO), RAMAPURAM
MALAPPURAM DT., KERALA-679 321

GENDER AUDIT DATA ANALYSIS 2022-23
PG DEPARTMENT OF APPLIED GEOLOGY

GENDER	NUMBER OF TEACHERS	TOTAL
MALE	2	6
FEMALE	4	



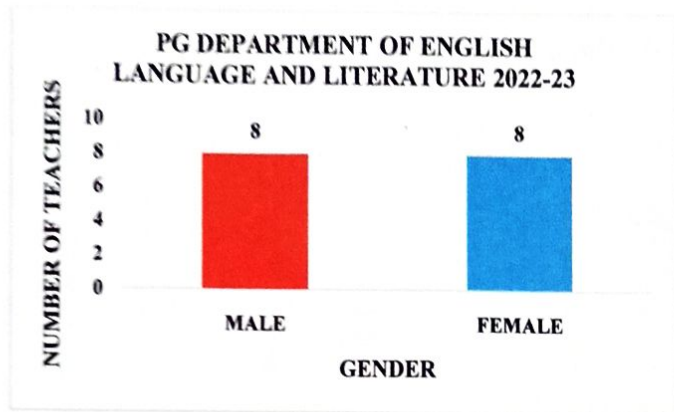
The gender audit data analysis of teaching staff in the PG Department of Applied Geology for the 2022–23 academic year is shown in the above graph. The graph shows that the total number of staff is six. Out of which, two staff are in the male category and four are in the female category. In this department, the number of female staff is high when compared with male staff.




Dr. NAVEEN MOHAN
 PRINCIPAL
 GEMS ARTS AND SCIENCE COLLEGE
 KADUNGAPURAM (PO), RAMAPURAM
 MALAPPURAM DT., KERALA-679 321


GENDER AUDIT DATA ANALYSIS 2022-23
PG DEPARTMENT OF ENGLISH LANGUAGE AND LITERATURE

GENDER	NUMBER OF TEACHERS	TOTAL
MALE	8	16
FEMALE	8	



The gender audit data analysis of the teaching staff of the PG Department of English Language and Literature for the 2022-23 academic year is depicted in the above-mentioned graph. It is clear from the graph that, in the Department, the number of male and female teachers is the same. From evaluation, both are eight in number.

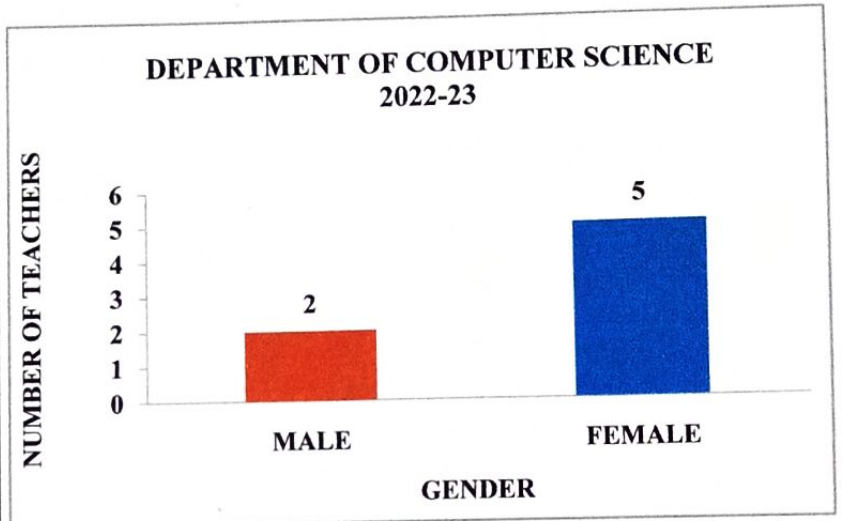



Dr. NAVEEN MOHAN
 PRINCIPAL
 GEMS ARTS AND SCIENCE COLLEGE
 KADUNGAPURAM (PO), RAMAPURAM
 MALAPPURAM DT., KERALA-679 321

GENDER AUDIT DATA ANALYSIS 2022-23

DEPARTMENT OF COMPUTER SCIENCE

GENDER	NUMBER OF TEACHERS	TOTAL
MALE	2	7
FEMALE	5	



The gender audit data analysis of the teaching staff of the Department of Computer Science for the 2022–23 academic year is shown in the above graph. Here, the total number of staffs is seven. Out of which, two staff are from the male category and five are from the female category. In this department, the number of female staff is very high when compared with male staff.

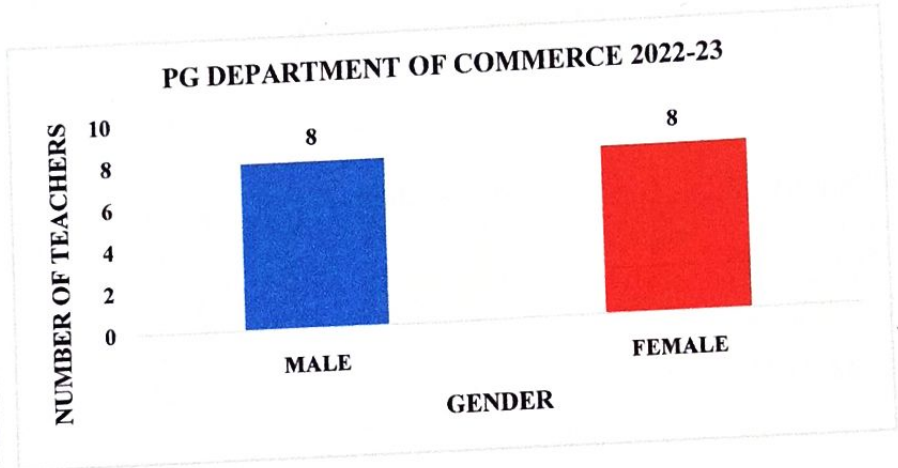


Dr. NAVEEN MOHAN
PRINCIPAL

GEMS ARTS AND SCIENCE COLLEGE
KADUNGAPURAM (PO), RAMAPURAM
MALAPPURAM DT., KERALA-679 321

GENDER AUDIT DATA ANALYSIS 2022-23
PG DEPARTMENT OF COMMERCE

GENDER	NUMBER OF TEACHERS	TOTAL
MALE	8	16
FEMALE	8	



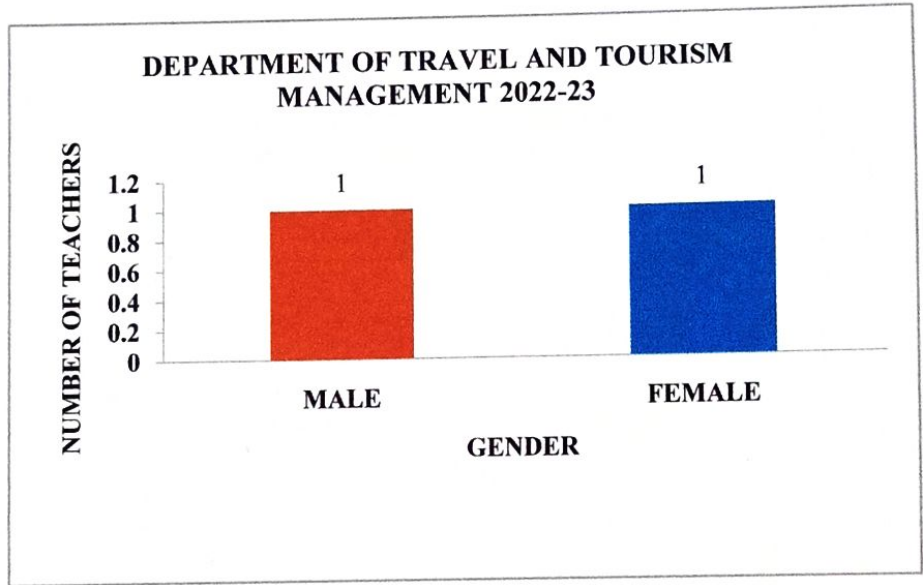
The gender audit data analysis of teaching staffs of the PG Department of Commerce for the 2022-23 academic year is depicted in the above-mentioned graph. This year, the department has a total of sixteen staff members, out of whom eight are from the male category and the other eight are from the female category. So they are in equal proportion.




Dr. NAVEEN MOHAN
 PRINCIPAL
 GEMS ARTS AND SCIENCE COLLEGE
 KADUNGAPURAM (PO), RAMAPURAM
 MALAPPURAM DT., KERALA-679 321

GENDER AUDIT DATA ANALYSIS 2022-23
DEPARTMENT OF TRAVEL AND TOURISM MANAGEMENT

GENDER	NUMBER OF TEACHERS	TOTAL
MALE	1	2
FEMALE	1	



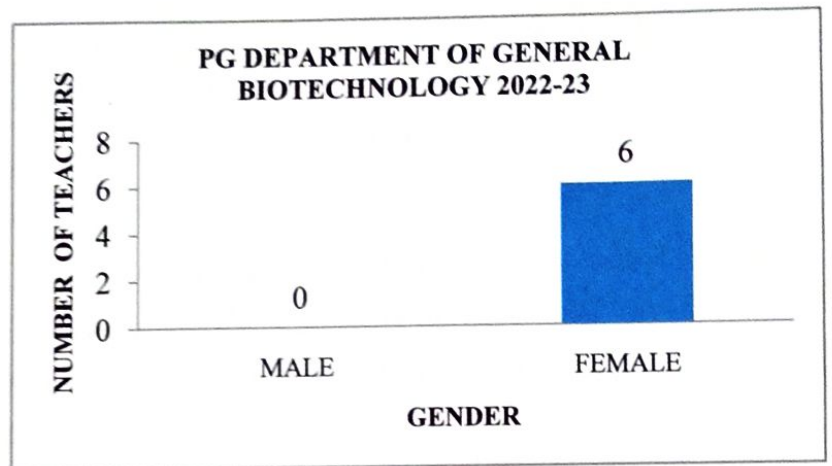
The gender audit data analysis of the Department of Travel and Tourism Management for the 2022–23 academic year is depicted in the above-mentioned graph. From the analysis of the graph, it can be concluded that the department has an equal number of staff in each gender category. There are only two teaching staffs in this department. Among these, one is from the male category, and the other is from the female category.




Dr. NAVEEN MOHAN
 PRINCIPAL
 GEMS ARTS AND SCIENCE COLLEGE
 KADUNGAPURAM (PO), RAMAPURAM
 MALAPPURAM DT., KERALA-679 321


GENDER AUDIT DATA ANALYSIS 2022-23
PG DEPARTMENT OF GENERAL BIOTECHNOLOGY

GENDER	NUMBER OF TEACHERS	TOTAL
MALE	0	6
FEMALE	6	



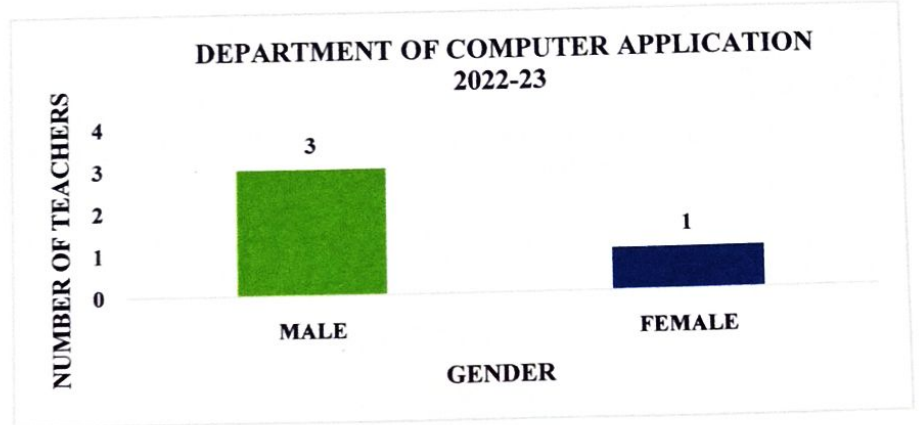
The graph depicts the gender audit data analysis of the teaching staff of the PG Department of Biotechnology for the years 2022–23. By analysing the above-mentioned graph, it is clear that in the department there are only female staff and no male staff.





Dr. NAVEEN MOHAN
PRINCIPAL
GEMS ARTS AND SCIENCE COLLEGE
KADUNGAPURAM (PO), RAMAPURAM
MALAPPURAM DT., KERALA-679 321

GENDER AUDIT DATA ANALYSIS 2022-23
DEPARTMENT OF COMPUTER APPLICATION

GENDER	NUMBER OF TEACHERS	TOTAL
MALE	3	4
FEMALE	1	



The gender audit data analysis of teachers in the Department of Computer Application for the 2022-23 academic year is depicted in the above-mentioned graph. In the department, out of four teaching staff, only one is from the female category, and the rest are from the male category. Hence, female staffs are lower when compared with male staffs.

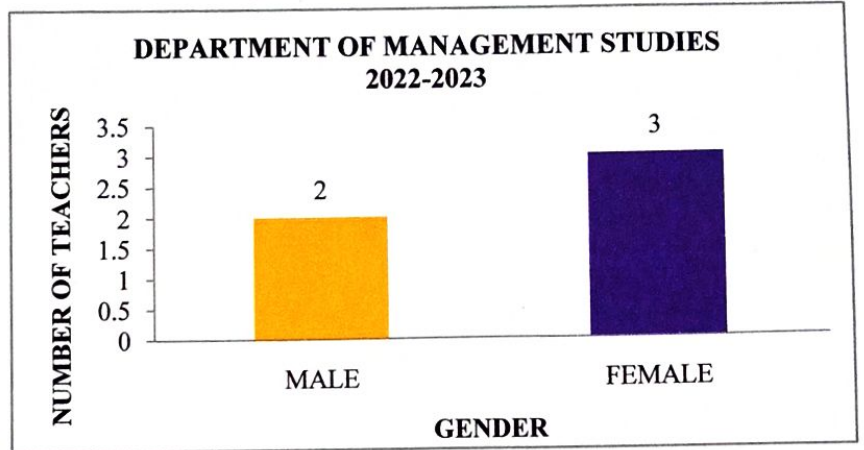

Dr. NAVEEN MOHAN
PRINCIPAL
GEMS ARTS AND SCIENCE COLLEGE
KADUNGAPURAM (PO), RAMAPURAM
MALAPPURAM DT., KERALA-679 321



GENDER AUDIT DATA ANALYSIS 2022-23

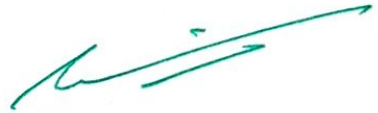
DEPARTMENT OF MANAGEMENT STUDIES

GENDER	NUMBER OF TEACHERS	TOTAL
MALE	2	5
FEMALE	3	



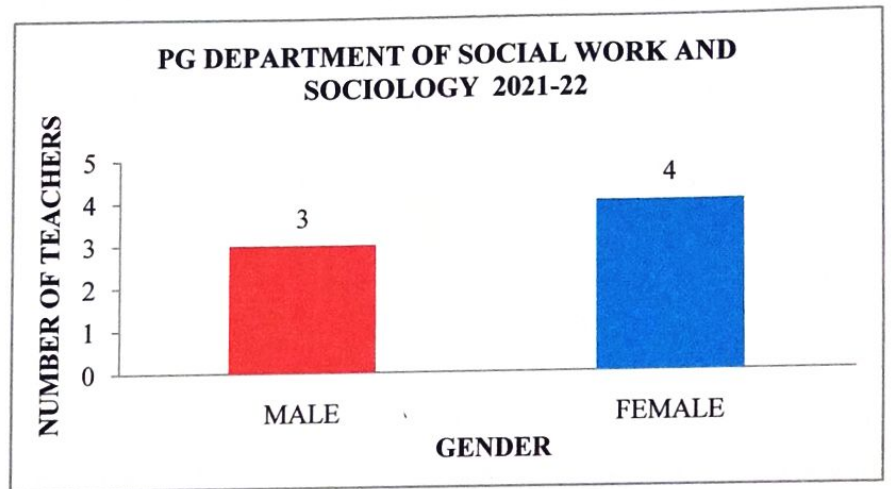
The Gender Audit Data Analysis of Department of Management Studies for the 2022–23 academic year is depicted in the above-mentioned graph. In the department, out of five staff members, two are from the male category and three are from the female category. By analyzing the above-mentioned graph, it is clear that female staffs are greater than male staffs.




Dr. NAVEEN MOHAN
PRINCIPAL
GEMS ARTS AND SCIENCE COLLEGE
KADUNGAPURAM (PO), RAMAPURAM
MALAPPURAM DT., KERALA-679 321

GENDER AUDIT DATA ANALYSIS 2021-22
PG DEPARTMENT OF SOCIAL WORK AND SOCIOLOGY

GENDER	NUMBER OF TEACHERS	TOTAL
MALE	3	7
FEMALE	4	



The gender audit data analysis for the academic year 2021–22 in the Post Graduate Department of Social Work and Sociology indicates that there were a total of seven teachers, with four female and three male. This data suggests a slight gender imbalance in favour of female representation within the teaching staff of the Social Work and Sociology Department.

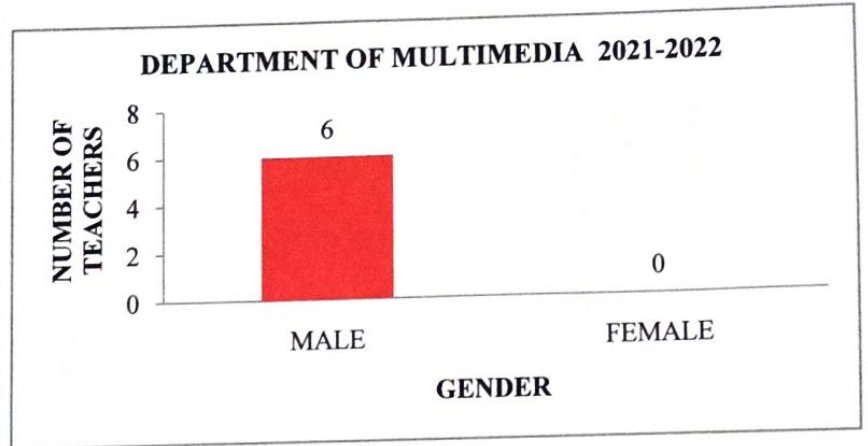



DR. NAVEEN MOHAN
 PRINCIPAL
 GEMS ARTS AND SCIENCE COLLEGE
 KADUNGAPURAM (PO), RAMAPURAM
 MALAPPURAM DT., KERALA-679 321

GENDER AUDIT DATA ANALYSIS 2021-2022


DEPARTMENT OF MULTIMEDIA

GENDER	NUMBER STAFFS	TOTAL
MALE	6	6
FEMALE	0	



The gender audit data analysis for the academic year 2021-22 in the Department of Multimedia indicates that there were a total of six teachers, with zero female and six male. This data suggests a significant gender imbalance in favour of male representation within the teaching staff of the multimedia department.

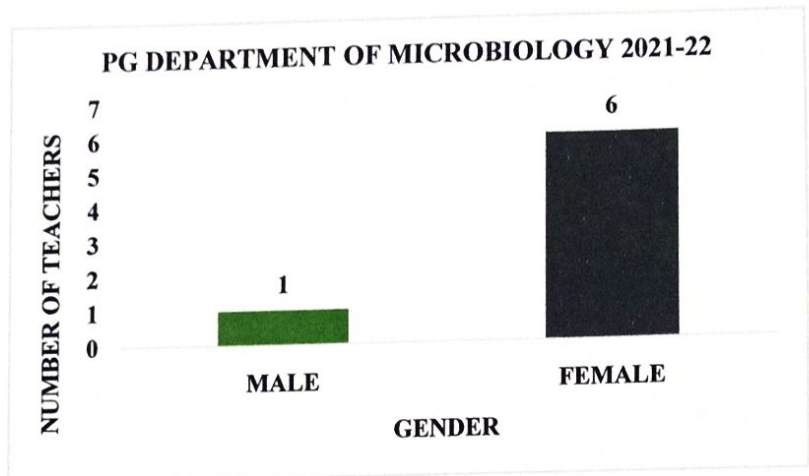



Dr. NAVEEN MOHAN
PRINCIPAL
GEMS ARTS AND SCIENCE COLLEGE
KADUNGAPURAM (PO), RAMAPURAM
MALAPPURAM DT., KERALA-679 321

GENDER AUDIT DATA ANALYSIS 2021-22


PG DEPARTMENT OF MICROBIOLOGY

GENDER	NUMBER OF TEACHERS	TOTAL
MALE	1	7
FEMALE	6	



The gender audit data analysis for the academic year 2021–22 in the Postgraduate Department of Microbiology indicates that there were a total of seven teachers, with six female and one male. This data suggests a significant gender imbalance in favour of female representation within the teaching staff of the Microbiology Department.

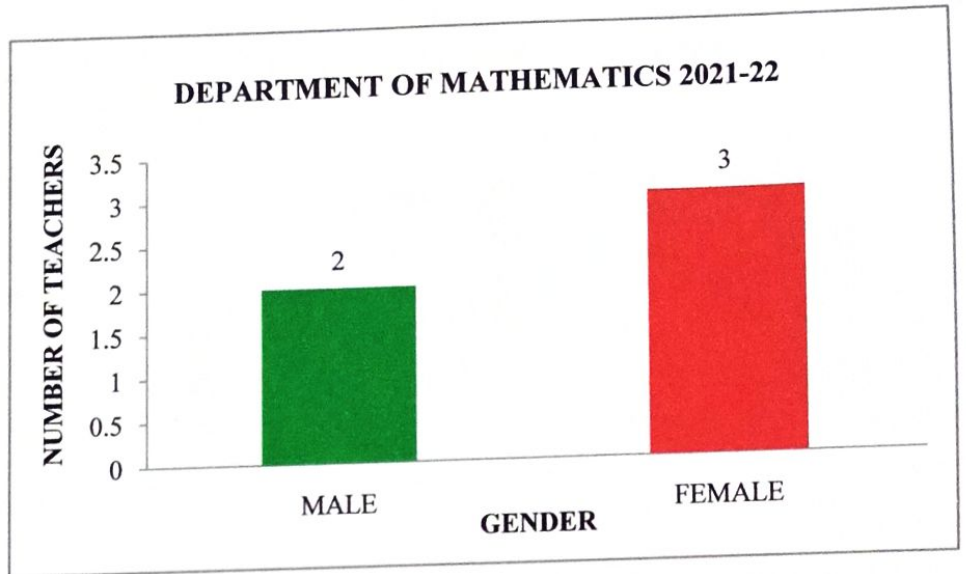



Dr. NAVEEN MOHAN
PRINCIPAL
GEMS ARTS AND SCIENCE COLLEGE
KADUNGAPURAM (PO), RAMAPURAM
MALAPPURAM DT., KERALA-679 321

GENDER AUDIT DATA ANALYSIS 2021-22


DEPARTMENT OF MATHEMATICS

GENDER	NUMBER OF TEACHERS	TOTAL
MALE	2	5
FEMALE	3	



Based on the Department of Mathematics' Gender Audit Data Analysis for the 2021–2022 academic year, there were five teachers in total three were female and two were male. According to this data, there appears to be a slight gender imbalance favouring female representation among the mathematics department's teaching staff.

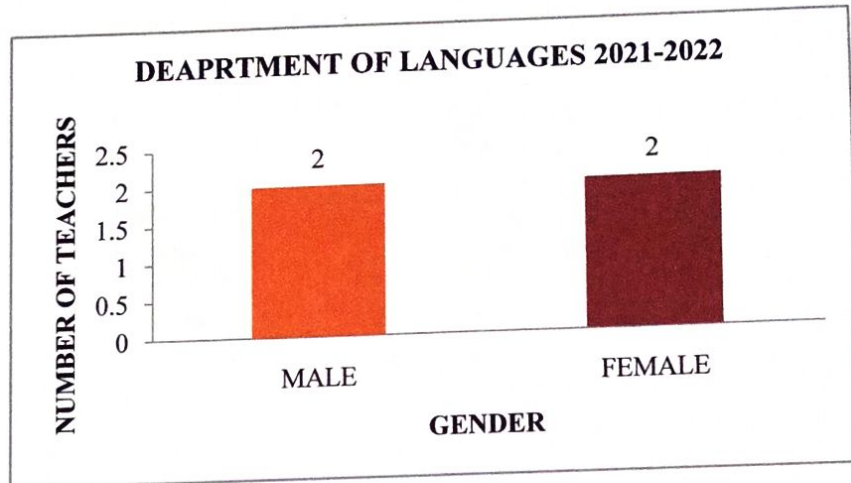



Dr. NAVEEN MOHAN
PRINCIPAL
GEMS ARTS AND SCIENCE COLLEGE
KADUNGAPURAM (PO), RAMAPURAM
MALAPPURAM DT., KERALA-679 321

GENDER AUDIT DATA ANALYSIS 2021-22


DEPARTMENT OF LANGUAGES

GENDER	NUMBER OF TEACHERS	TOTAL
MALE	2	4
FEMALE	2	



The gender audit data analysis for the academic year 2021-22 in the Department of Languages indicates that there were a total of four teachers, with two identified as female and two as male. This data suggests a balanced gender representation within the teaching staff of the languages department.

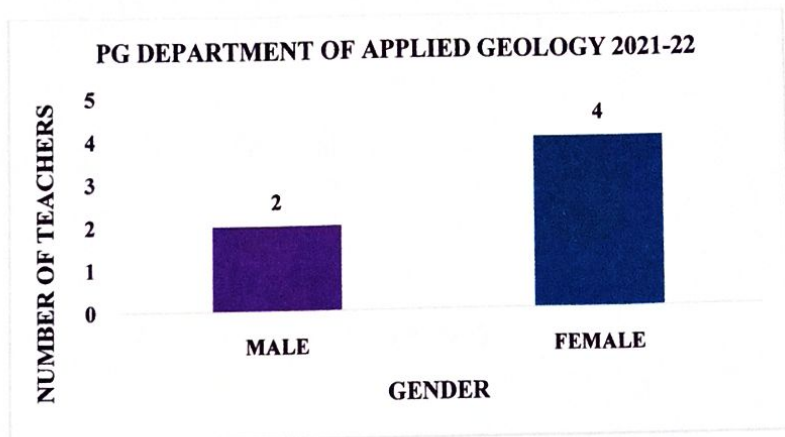



Dr. NAVEEN MOHAN
PRINCIPAL
GEMS ARTS AND SCIENCE COLLEGE
KADUNGAPURAM (PO), RAMAPURAM
MALAPPURAM DT., KERALA-679 321


GENDER AUDIT DATA ANALYSIS 2021-22

PG DEPARTMENT OF APPLIED GEOLOGY

GENDER	NUMBER OF TEACHERS	TOTAL
MALE	2	6
FEMALE	4	

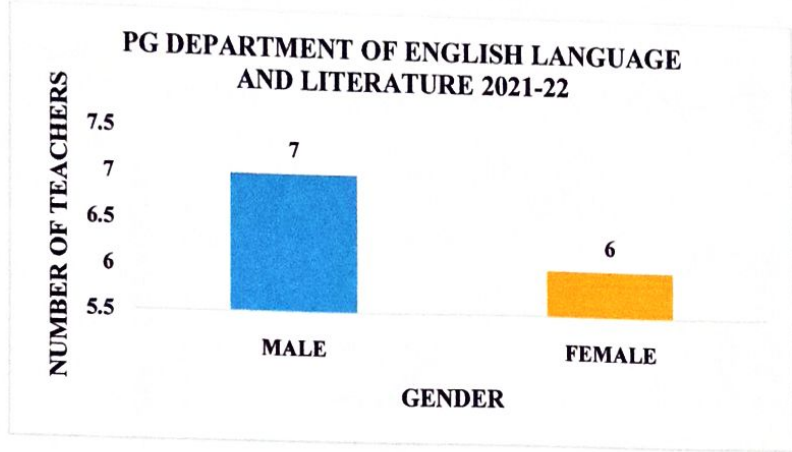


Four teachers were identified as female and two as male for the academic year 2021–22 in the Postgraduate Department of Applied Geology, based on the Gender Audit Data Analysis. According to this data, there appears to be a significant gender imbalance favouring female representation among the department of applied geology's teaching staff. There are roughly twice as many female teachers as male teachers.


Dr. NAVEEN MOHAN
PRINCIPAL
GEMS ARTS AND SCIENCE COLLEGE
KADUNGAPURAM (PO), RAMAPURAM
MALAPPURAM DT., KERALA-679 321

GENDER AUDIT DATA ANALYSIS 2021-22
PG DEPARTMENT OF ENGLISH LANGUAGE AND LITERATURE

GENDER	NUMBER OF TEACHERS	TOTAL
MALE	7	13
FEMALE	6	



The gender audit data analysis for the academic year 2021–22 in the Postgraduate Department of English Language and Literature indicates that there were a total of 13 teachers, with six identified as female and seven as male. This data suggests a relatively balanced gender representation within the teaching staff of the English Language and Literature department.

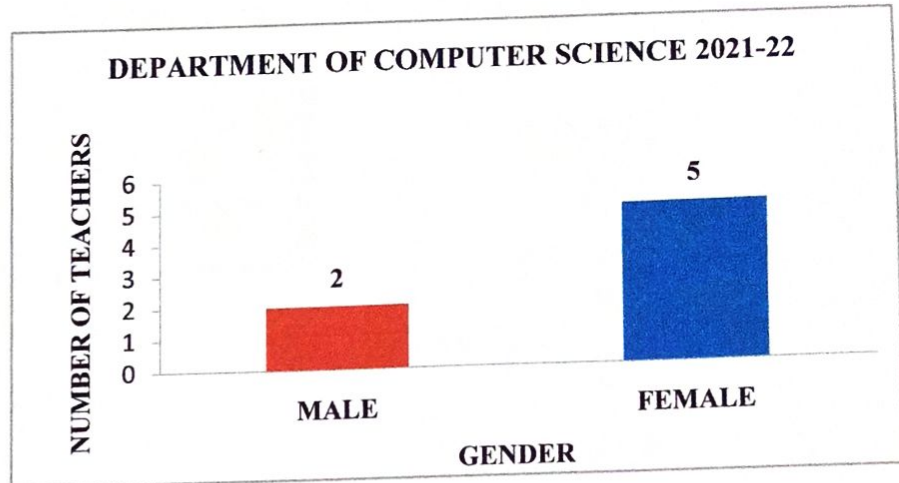



Dr. NAVEEN MOHAN
 PRINCIPAL
 GEMS ARTS AND SCIENCE COLLEGE
 KADUNGAPURAM (PO), RAMAPURAM
 MALAPPURAM DT., KERALA-679 321


GENDER AUDIT DATA ANALYSIS 2021-22

DEPARTMENT OF COMPUTER SCIENCE

GENDER	NUMBER OF TEACHERS	TOTAL
MALE	2	7
FEMALE	5	



There were seven teachers in the Department of Computer Science for the academic year 2021–2022, according to the Gender Audit Data Analysis, with two being identified as male and five as female. According to these data, there appears to be a significant gender imbalance favouring female representation among the department of computer science teachers.

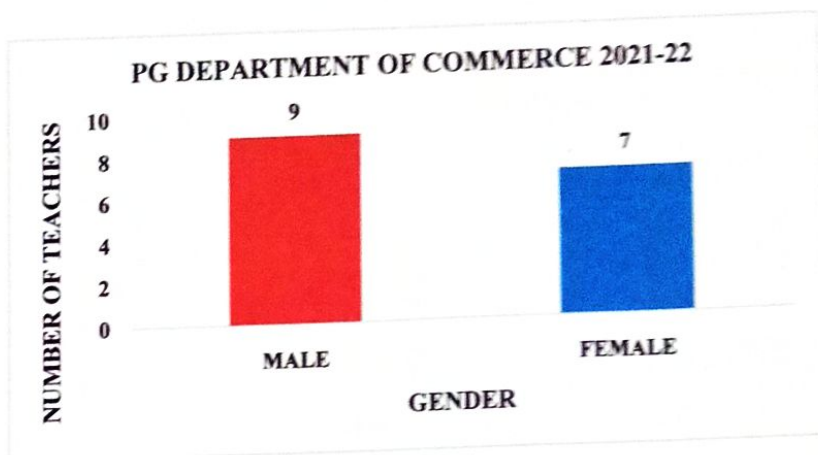

Dr. NAVEEN MOHAN
PRINCIPAL
GEMS ARTS AND SCIENCE COLLEGE
KADUNGAPURAM (PO), RAMAPURAM
MALAPPURAM DT., KERALA-679 321



GENDER AUDIT DATA ANALYSIS 2021-22

PG DEPARTMENT OF COMMERCE

GENDER	NUMBER OF TEACHERS	TOTAL
MALE	9	16
FEMALE	7	



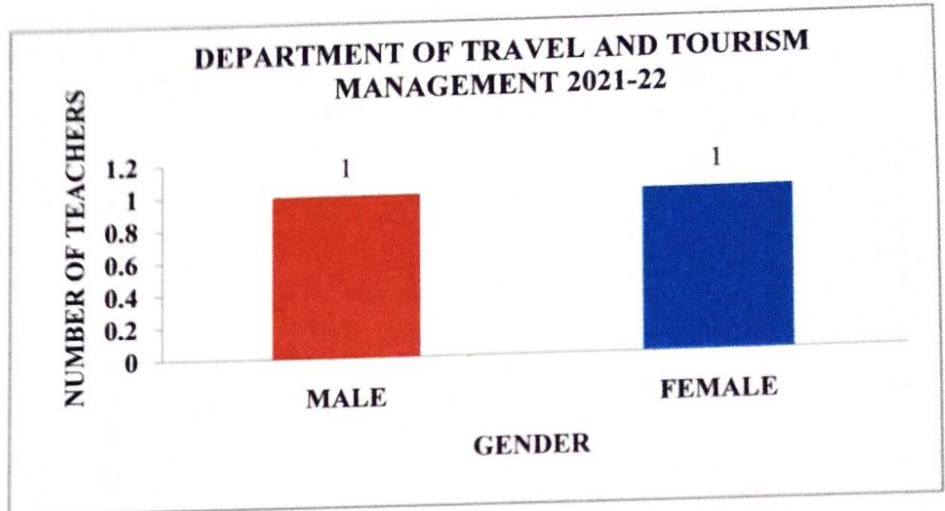
Seven teachers were identified as female and nine as male for the academic year 2021-2022 in the Postgraduate Department of Commerce, according to the Gender Audit Data Analysis. According to this data, the commerce department may have a slightly higher proportion of male teachers than female teachers.




Dr. NAVEEN MOHAN
PRINCIPAL
GEMS ARTS AND SCIENCE COLLEGE
KADUNGAPURAM (PO), RAMAPURAM
MALAPPURAM DT., KERALA-679 321


GENDER AUDIT DATA ANALYSIS 2021-22
DEPARTMENT OF TRAVEL AND TOURISM MANAGEMENT

GENDER	NUMBER OF TEACHERS	TOTAL
MALE	1	2
FEMALE	1	



There were two teachers in the Department of Travel and Tourism Management for the academic year 2021–2022, according to the Gender Audit Data Analysis. One of the teachers was identified as female, and the other as male. According to this data, the teaching staff of the Travel and Tourism department appears to be evenly distributed in terms of gender. Teachers are divided 1:1 between males and females.

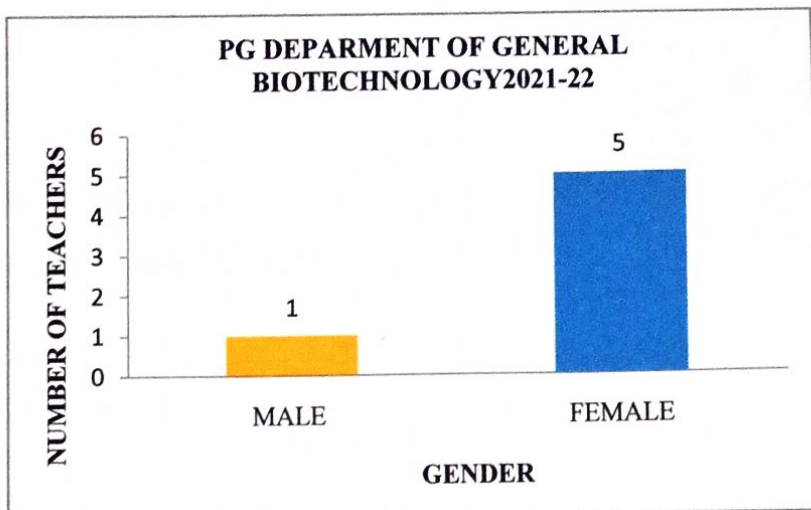



Dr. NAVEEN MOHAN
 PRINCIPAL
 GEMS ARTS AND SCIENCE COLLEGE
 KADUNGAPURAM (PO), RAMAPURAM
 MALAPPURAM DT., KERALA-679 321

GENDER AUDIT DATA ANALYSIS 2021-22


PG DEPARTMENT OF GENERAL BIOTECHNOLOGY

GENDER	NUMBER OF TEACHERS	TOTAL
MALE	1	6
FEMALE	5	



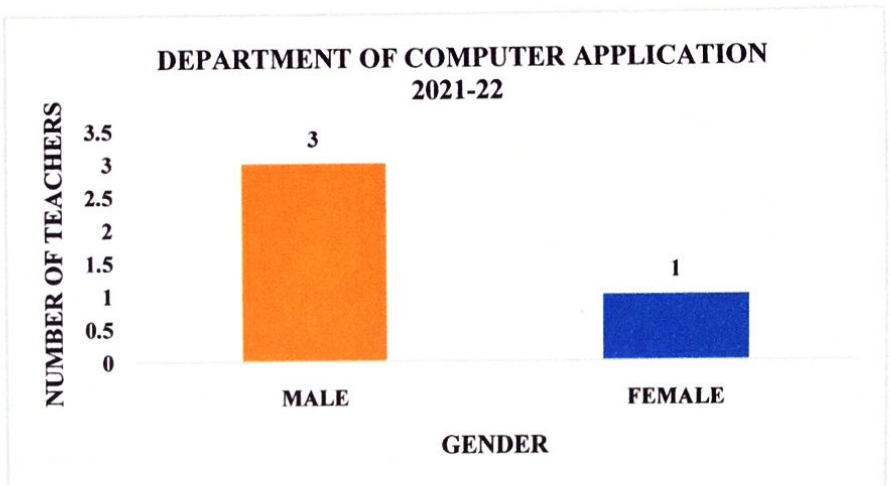
The Post Graduate Department of General Biotechnology's Gender Audit Data Analysis for the 2021–2022 academic year shows that there were six teachers in total, five of whom were identified as female and one as male. According to this data, there appears to be a notable gender imbalance within the Biotechnology Department teaching staff that favours female representation.




Dr. NAVEEN MOHAN
PRINCIPAL
GEMS ARTS AND SCIENCE COLLEGE
KADUNGAPURAM (PO), RAMAPURAM
MALAPPURAM DT., KERALA-679 321


GENDER AUDIT DATA ANALYSIS 2021-22
DEPARTMENT OF COMPUTER APPLICATION

GENDER	NUMBER OF TEACHERS	TOTAL
MALE	3	4
FEMALE	1	



The gender audit data analysis for the academic year 2021–22 in the Department of Computer Application indicates that there were a total of four teachers, with one identified as female and three as male. This data suggests a gender imbalance within the teaching staff of the Computer Application department, with a higher representation of male teachers compared to female teachers.

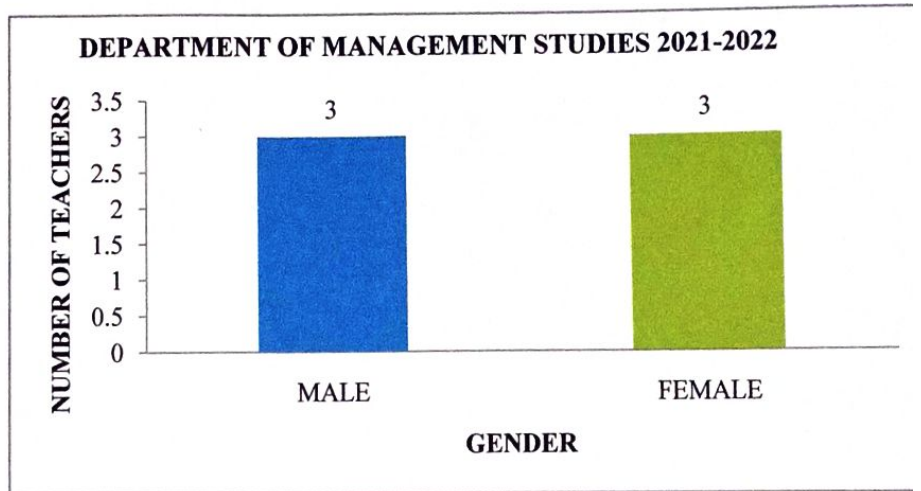



Dr. NAVEEN MOHAN
 PRINCIPAL
 GEMS ARTS AND SCIENCE COLLEGE
 KADUNGAPURAM (PO), RAMAPURAM
 MALAPPURAM DT., KERALA-679 321

GENDER AUDIT DATA ANALYSIS 2021-22


DEPARTMENT OF MANAGEMENT STUDIES

GENDER	NUMBER OF STAFFS	TOTAL
MALE	3	6
FEMALE	3	



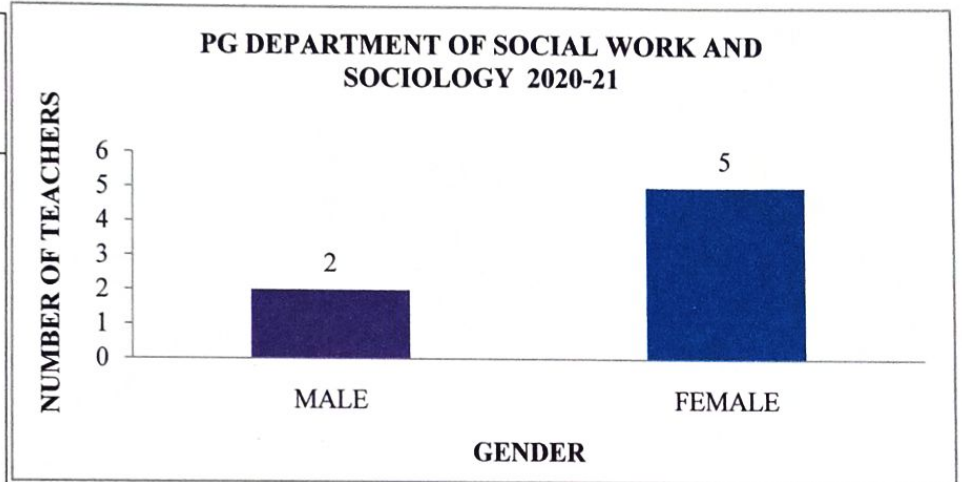
The gender audit data analysis for the academic year 2021–22 in the Department of Management Studies indicates that there were a total of six teachers, with three identified as female and three as male. This data suggests a gender balance within the teaching staff of the Management Studies department. The ratio of female to male teachers is 1:1. In this context, the equal representation of both male and female teachers is a positive indicator of gender equity within the department.




Dr. NAVEEN MOHAN
PRINCIPAL
GEMS ARTS AND SCIENCE COLLEGE
KADUNGAPURAM (PO), RAMAPURAM
MALAPPURAM DT., KERALA-679 321

GENDER AUDIT DATA ANALYSIS 2020-21
PG DEPARTMENT OF SOCIAL WORK AND SOCIOLOGY

GENDER	NUMBER OF TEACHERS	TOTAL
MALE	2	7
FEMALE	5	



The gender audit data analysis for the academic year 2020–21 in the Postgraduate Department of Social Work and Sociology indicates that there were a total of seven teachers, with five identified as female and two as male. This data suggests a notable gender imbalance in favour of female representation within the teaching staff of the Social Work and Sociology department.

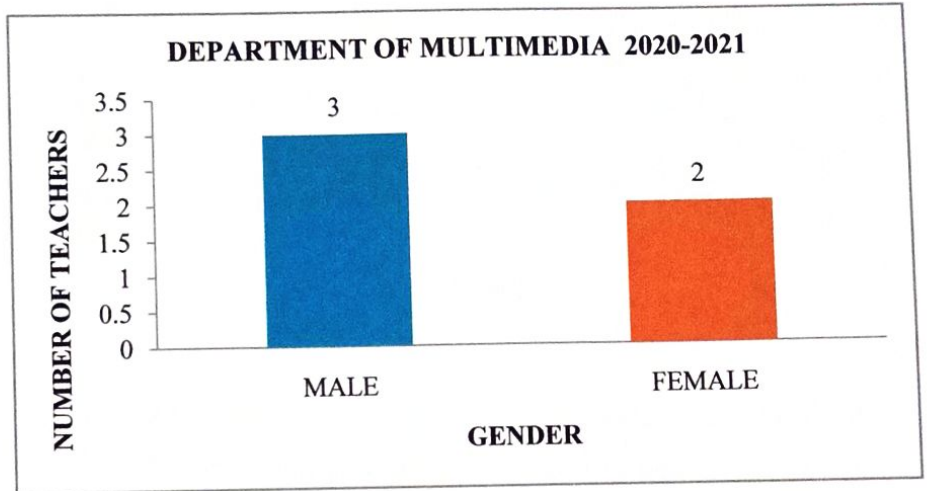



Dr. NAVEEN MOHAN
 PRINCIPAL
 GEMS ARTS AND SCIENCE COLLEGE
 KADUNGAPURAM (PO), RAMAPURAM
 MALAPPURAM DT., KERALA-679 321

GENDER AUDIT DATA ANALYSIS 2020-2021


DEPARTMENT OF MULTIMEDIA

GENDER	NUMBER OF TEACHERS	TOTAL
MALE	3	5
FEMALE	2	



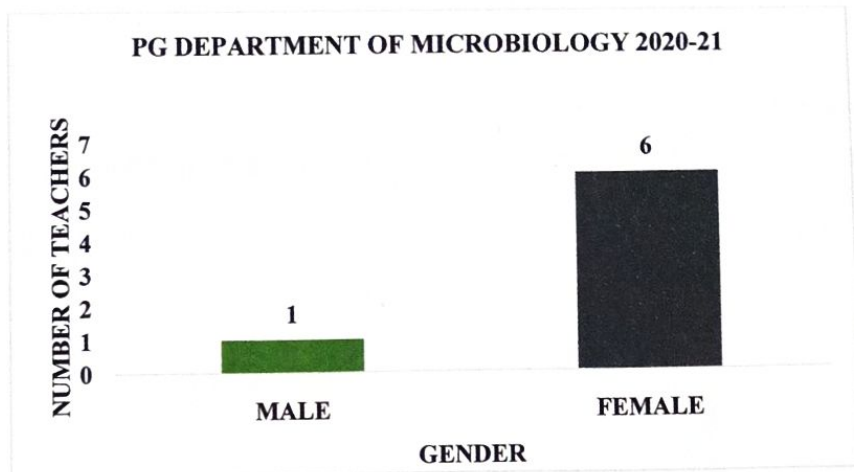
The gender audit data analysis for the academic year 2020–21 in the Department of Multimedia indicates that there were a total of five teachers, with two identified as female and three as male. This data suggests a slightly higher representation of male teachers compared to female teachers in the multimedia department.




Dr. NAVEEN MOHAN
PRINCIPAL
GEMS ARTS AND SCIENCE COLLEGE
KADUNGAPURAM (PO), RAMAPURAM
MALAPPURAM DT., KERALA-679 321


GENDER AUDIT DATA ANALYSIS 2020-21
PG DEPARTMENT OF MICROBIOLOGY

GENDER	NUMBER OF TEACHERS	TOTAL
MALE	1	7
FEMALE	6	



The gender audit data analysis for the academic year 2020–21 in the Postgraduate Department of Microbiology indicates that there were a total of seven teachers, with six identified as female and one as male. This data highlights a significant gender imbalance in favour of female representation within the teaching staff of the microbiology department.

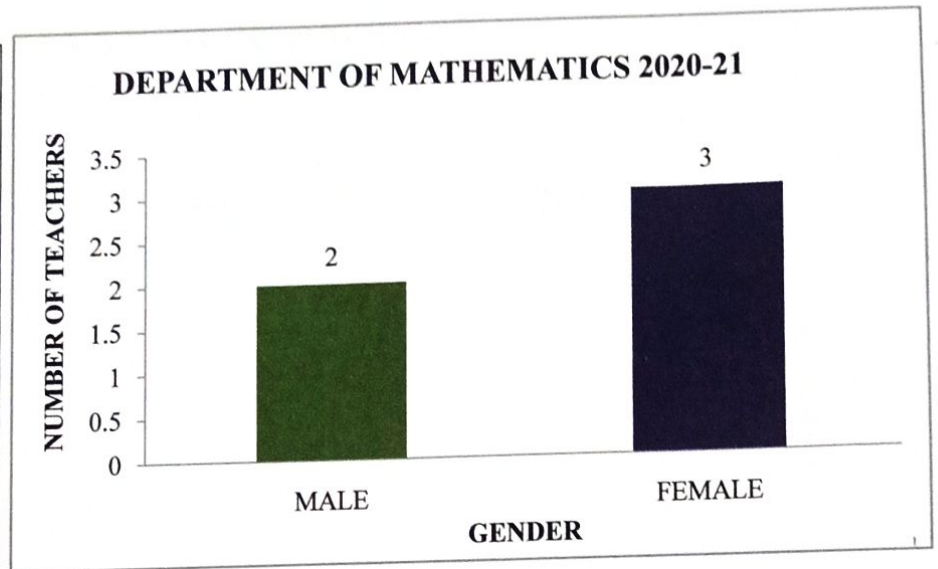



Dr. NAVEEN MOHAN
PRINCIPAL
GEMS ARTS AND SCIENCE COLLEGE
KADUNGAPURAM (PO), RAMAPURAM
MALAPPURAM DT., KERALA-679 321

GENDER AUDIT DATA ANALYSIS 2020-21


DEPARTMENT OF MATHEMATICS

GENDER	NUMBER OF TEACHERS	TOTAL
MALE	2	5
FEMALE	3	



The gender audit data analysis for the academic year 2020–21 in the Department of Mathematics indicates that there were a total of five teachers, with three identified as female and two as male. This data suggests a gender imbalance in favour of female representation within the teaching staff of the mathematics department. The ratio of female to male teachers is 3:2.

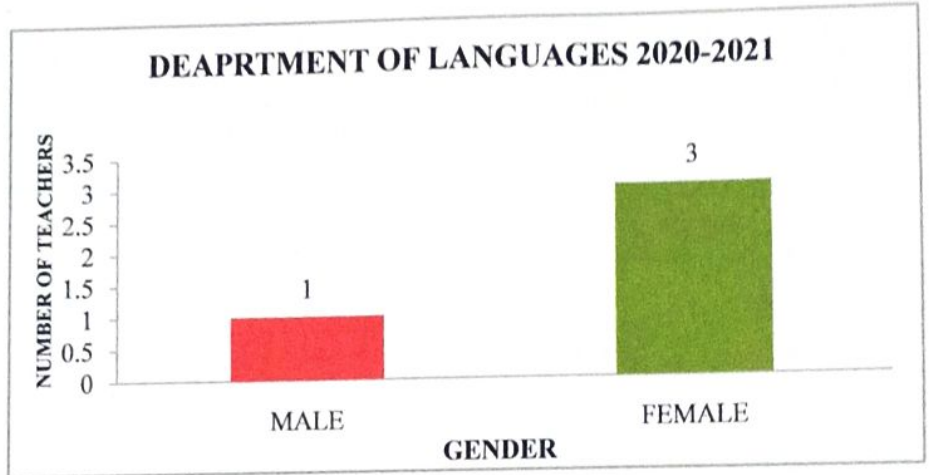



Dr. NAVEEN MOHAN
PRINCIPAL
GEMS ARTS AND SCIENCE COLLEGE
KADUNGAPURAM (PO), RAMAPURAM
MALAPPURAM DT., KERALA-679 321

GENDER AUDIT DATA ANALYSIS 2020-21


DEPARTMENT OF LANGUAGES

GENDER	NUMBER OF TEACHERS	TOTAL
MALE	1	4
FEMALE	3	



The gender audit data analysis for the academic year 2020–21 in the Department of Languages indicates that there were a total of four teachers, with three identified as female and one as male. This data suggests a gender imbalance in favor of female representation within the teaching staff of the languages department.

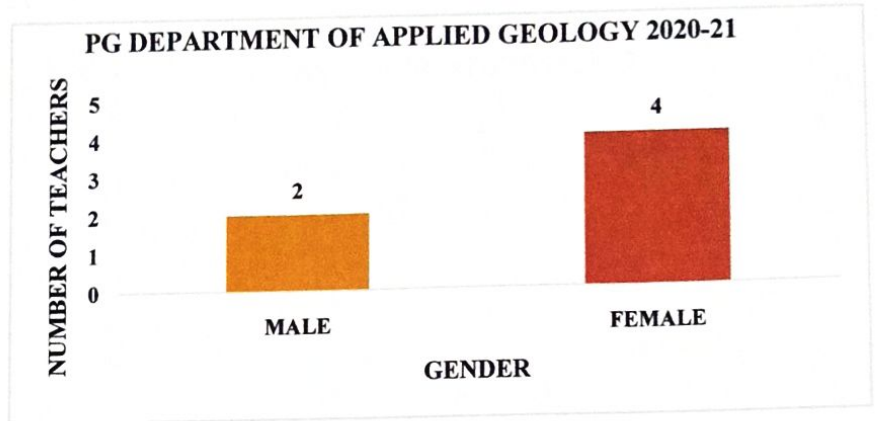



Dr. NAVEEN MOHAN
PRINCIPAL
GEMS ARTS AND SCIENCE COLLEGE
KADUNGAPURAM (PO), RAMAPURAM
MALAPPURAM DT., KERALA-679 321

GENDER AUDIT DATA ANALYSIS 2020-21


PG DEPARTMENT OF APPLIED GEOLOGY

GENDER	NUMBER OF TEACHERS	TOTAL
MALE	2	6
FEMALE	4	



The gender audit data analysis for the academic year 2020–21 in the Postgraduate Department of Applied Geology indicates that there were a total of six teachers, with four identified as female and two as male. This data suggests a gender imbalance in favor of female representation within the teaching staff of the Applied Geology department.

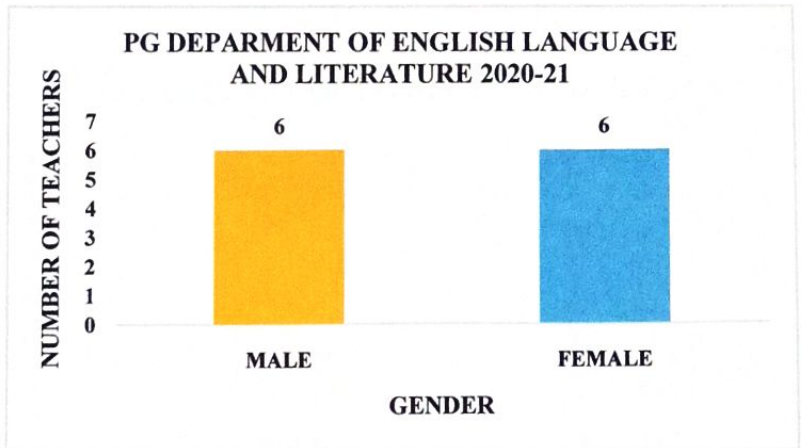



Dr. NAVEEN MOHAN
PRINCIPAL
GEMS ARTS AND SCIENCE COLLEGE
KADUNGAPURAM (PO), RAMAPURAM
MALAPPURAM DT., KERALA-679 321

GENDER AUDIT DATA ANALYSIS 2020-21

PG DEPARTMENT OF ENGLISH LANGUAGE AND LITERATURE

GENDER	NUMBER OF TEACHERS	TOTAL
MALE	6	12
FEMALE	6	



The gender audit data analysis for the academic year 2020–21 in the Postgraduate Department of English Language and Literature reveals a balanced gender representation among the teaching staff. There were a total of twelve teachers, with six identified as female and six as male. This data indicates gender parity in the department, with an equal number of male and female teachers. A balanced representation can contribute to a more inclusive and diverse learning environment, providing students with diverse perspectives and role models.

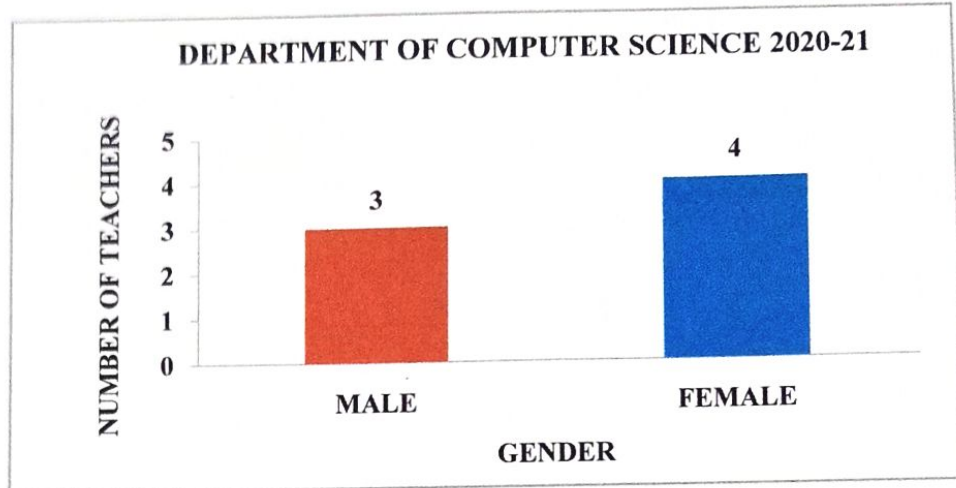



Dr. NAVEEN MOHAN
PRINCIPAL
GEMS ARTS AND SCIENCE COLLEGE
KADUNGAPURAM (PO), RAMAPURAM
MALAPPURAM DT., KERALA-679 321

GENDER AUDIT DATA ANALYSIS 2020-21


DEPARTMENT OF COMPUTER SCIENCE

GENDER	NUMBER OF TEACHERS	TOTAL
MALE	3	7
FEMALE	4	



The gender audit data analysis for the academic year 2020–21 in the Department of Computer Science indicates that there were a total of seven teachers, with four identified as female and three as male. This data suggests a slight gender imbalance, with a higher representation of female teachers compared to their male counterparts in the department.

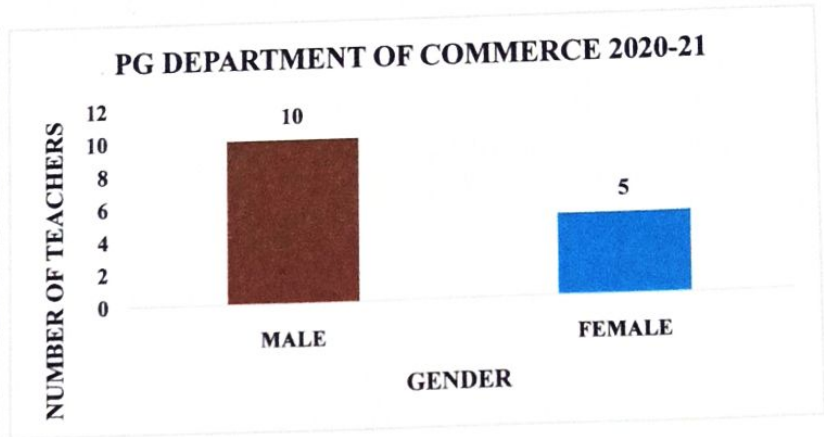



Dr. NAVEEN MOHAN
PRINCIPAL
GEMS ARTS AND SCIENCE COLLEGE
KADUNGAPURAM (PO), RAMAPURAM
MALAPPURAM DT., KERALA-679 321

GENDER AUDIT DATA ANALYSIS 2020-21


PG DEPARTMENT OF COMMERCE

GENDER	NUMBER OF TEACHERS	TOTAL
MALE	10	15
FEMALE	5	

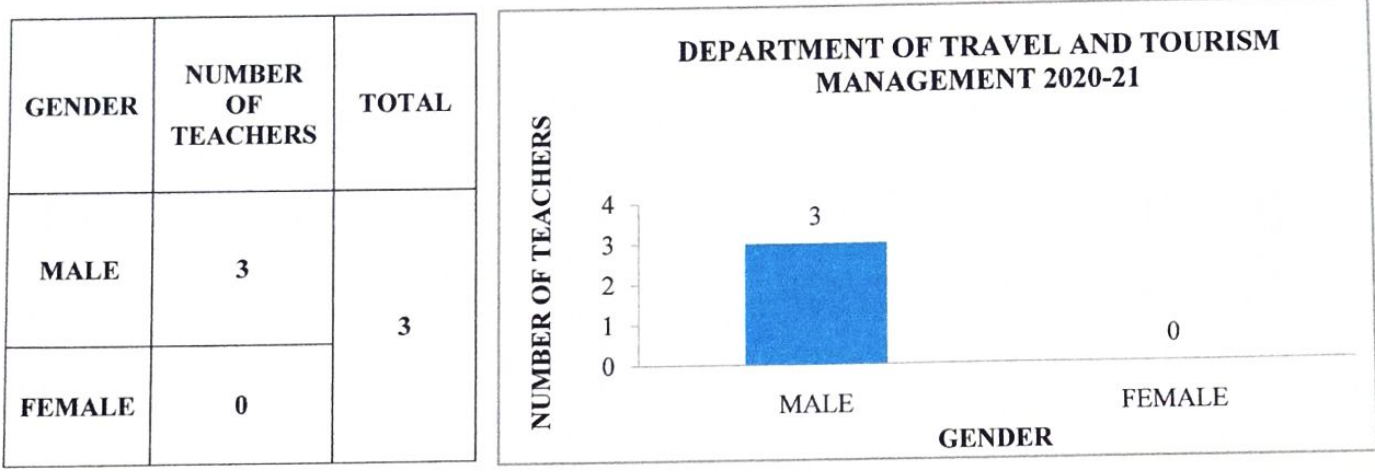


The gender audit data analysis for the academic year 2020–21 in the Postgraduate Department of Commerce indicates that there were a total of 15 teachers, with 5 identified as female and 10 as male. This data reflects a gender distribution where male teachers outnumber female teachers in the department.





Dr. NAVEEN MOHAN
PRINCIPAL
GEMS ARTS AND SCIENCE COLLEGE
KADUNGAPURAM (PO), RAMAPURAM
MALAPPURAM DT., KERALA-679 321

GENDER AUDIT DATA ANALYSIS 2020-21
DEPARTMENT OF TRAVEL AND TOURISM MANAGEMENT



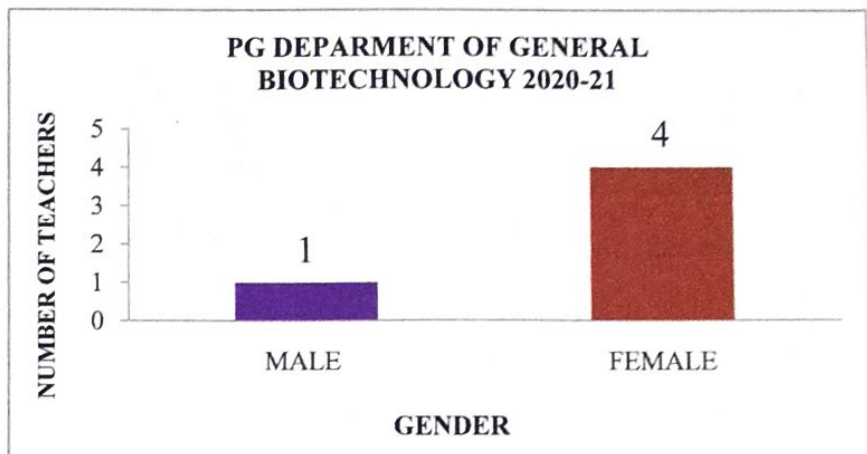
The gender audit data analysis for the academic year 2020–21 in the Department of Travel and Tourism Management reveals that there were a total of three teachers, all of whom were identified as male. Notably, there were no female teachers during this period. This data suggests a significant gender imbalance within the teaching staff of the Travel and Tourism Management Department, with male representation being exclusive.




Dr. NAVEEN MOHAN
 PRINCIPAL
 GEMS ARTS AND SCIENCE COLLEGE
 KADUNGAPURAM (PO), RAMAPURAM
 MALAPPURAM DT., KERALA-679 321

GENDER AUDIT DATA ANALYSIS 2020-21
PG DEPARTMENT OF GENERAL BIOTECHNOLOGY

GENDER	NUMBER OF TEACHERS	TOTAL
MALE	1	5
FEMALE	4	



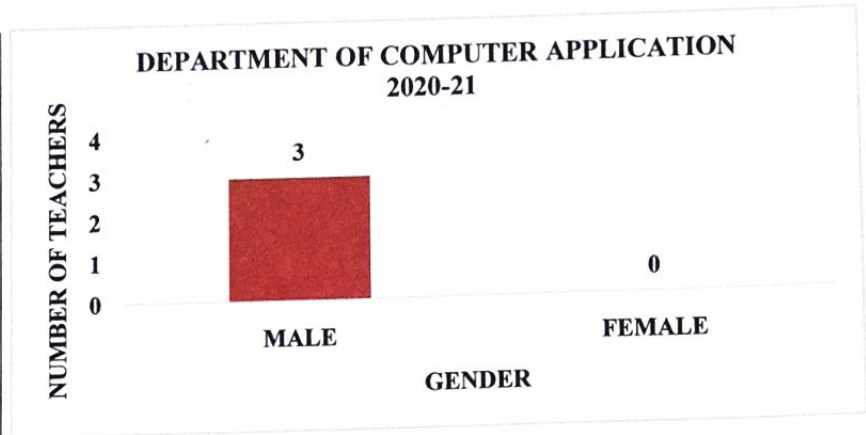
The gender audit data analysis for the academic year 2020–21 in the PG Department of General Biotechnology indicates that there were a total of five teachers, with four identified as female and one as male. This data reflects a notable gender imbalance in favors of female representation within the teaching staff of the Biotechnology Department.




Dr. NAVEEN MOHAN
 PRINCIPAL
 GEMS ARTS AND SCIENCE COLLEGE
 KADUNGAPURAM (PO), RAMAPURAM
 MALAPPURAM DT., KERALA-679 321

GENDER AUDIT DATA ANALYSIS 2020-21
DEPARTMENT OF COMPUTER APPLICATION

GENDER	NUMBER OF TEACHERS	TOTAL
MALE	3	3
FEMALE	0	



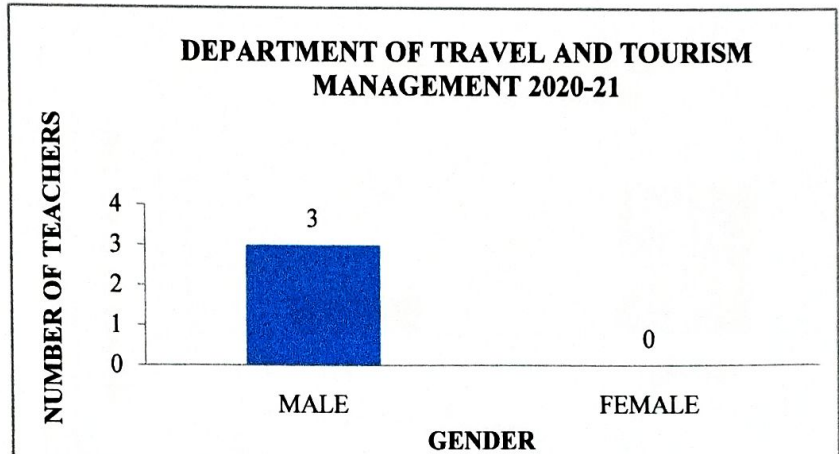
The gender audit data analysis for the academic year 2020–21 in the Department of BCA (Bachelor of Computer Applications) indicates that there were three teachers in total, all of whom were identified as male. Notably, there were no female teachers during this period. This data suggests a significant gender imbalance within the teaching staff of the BCA department, with male representation being exclusive.




Dr. NAVEEN MOHAN
 PRINCIPAL
 GEMS ARTS AND SCIENCE COLLEGE
 KADUNGAPURAM (PO), RAMAPURAM
 MALAPPURAM DT., KERALA-679 321


GENDER AUDIT DATA ANALYSIS 2020-21
DEPARTMENT OF TRAVEL AND TOURISM MANAGEMENT

GENDER	NUMBER OF TEACHERS	TOTAL
MALE	3	3
FEMALE	0	



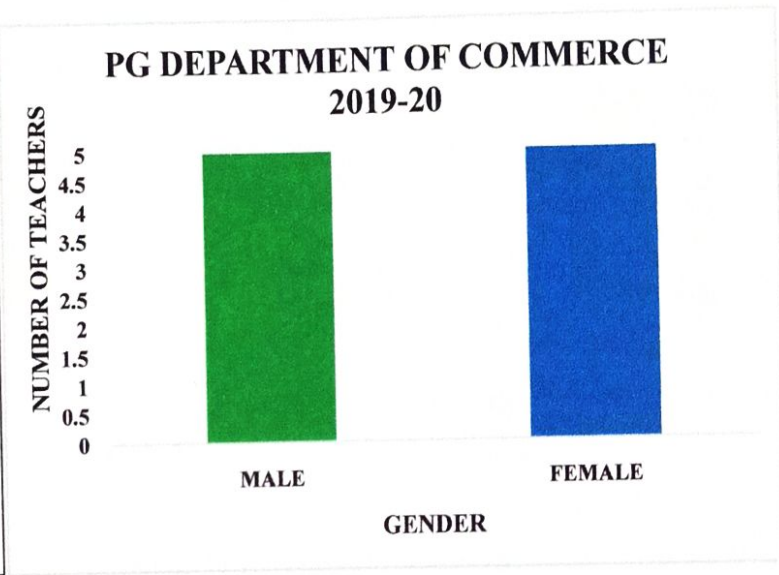
The gender audit data analysis for the academic year 2020–21 in the Department of Travel and Tourism Management reveals that there were a total of three teachers, all of whom were identified as male. Notably, there were no female teachers during this period. This data suggests a significant gender imbalance within the teaching staff of the Travel and Tourism Management Department, with male representation being exclusive.




Dr. NAVEEN MOHAN
 PRINCIPAL
 GEMS ARTS AND SCIENCE COLLEGE
 KADUNGAPURAM (PO), RAMAPURAM
 MALAPPURAM DT., KERALA-679 321

GENDER AUDIT DATA ANALYSIS 2019-20
PG DEPARTMENT OF COMMERCE

GENDER	NUMBER OF TEACHERS	TOTAL
MALE	8	15
FEMALE	7	

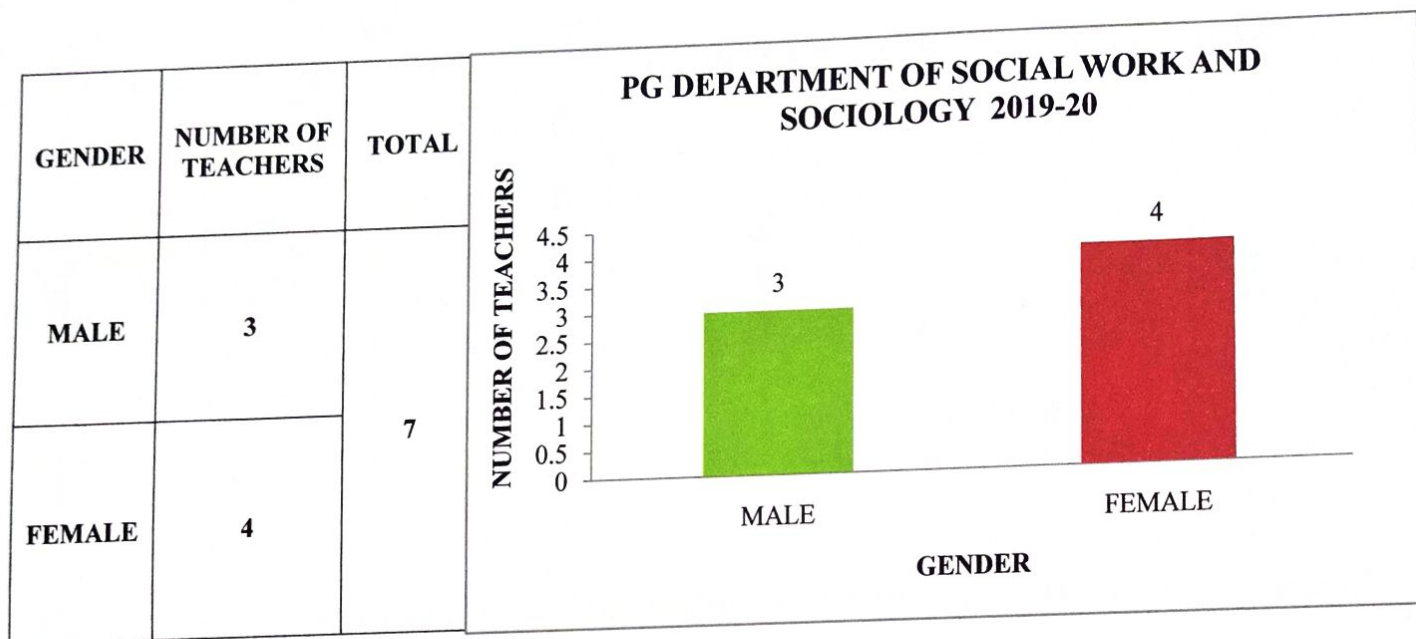


The analysis of gender audit data for the academic year 2019–20 in the PG Department of Commerce is depicted in the graph above. Among fifteen teachers in total, eight are male and seven are female. Hence, upon examining this graph, it is evident that there is almost a balanced distribution between male and female faculty members.





Dr. NAVEEN MOHAN
 PRINCIPAL
 GEMS ARTS AND SCIENCE COLLEGE
 KADUNGAPURAM (PO), RAMAPURAM
 MALAPPURAM DT., KERALA-679 321

GENDER AUDIT DATA ANALYSIS 2019-20
PG DEPARTMENT OF SOCIAL WORK AND SOCIOLOGY



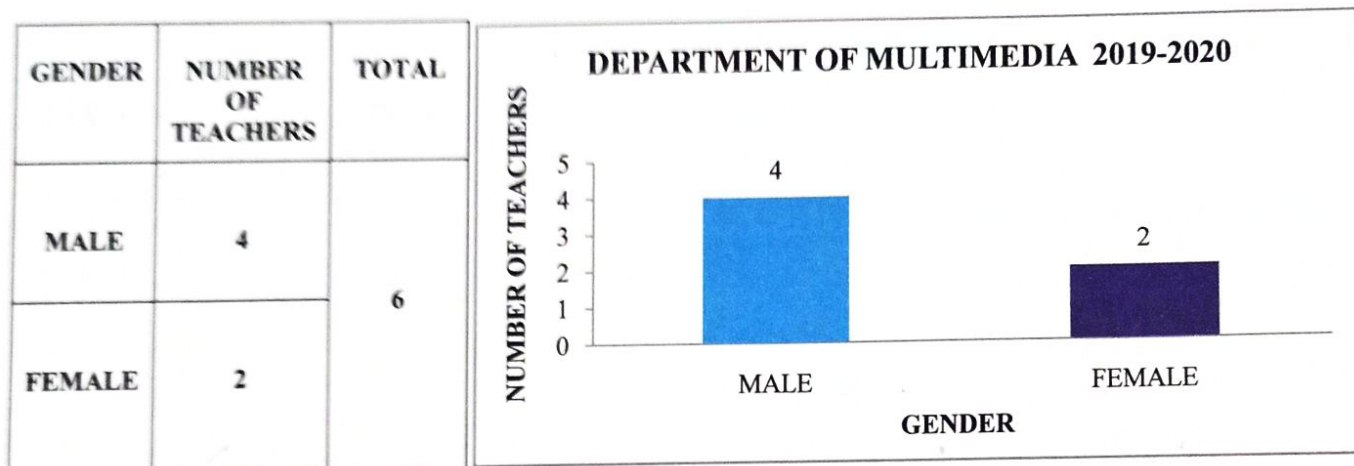
The provided chart illustrates the gender audit data analysis for the academic year 2019–20 in the PG Department of Social Work and Sociology. Out of a total of seven teachers, three are male and four are female. Therefore, upon reviewing this chart, it is clear that there is a higher number of female teachers compared to male teachers during this academic year.




Dr. NAVEEN MOHAN
 PRINCIPAL
 GEMS ARTS AND SCIENCE COLLEGE
 KADUNGAPURAM (PO), RAMAPURAM
 MALAPPURAM DT., KERALA-679 321


GENDER AUDIT DATA ANALYSIS 2019-20

DEPARTMENT OF MULTIMEDIA



The gender audit data analysis for the academic year 2019–20 in the Department of Multimedia is mentioned above. Out of a total of six teachers, four are male and two are female. Therefore, upon reviewing this graph, it is clear that there is a higher count of male faculty members compared to female faculty members during this academic year.

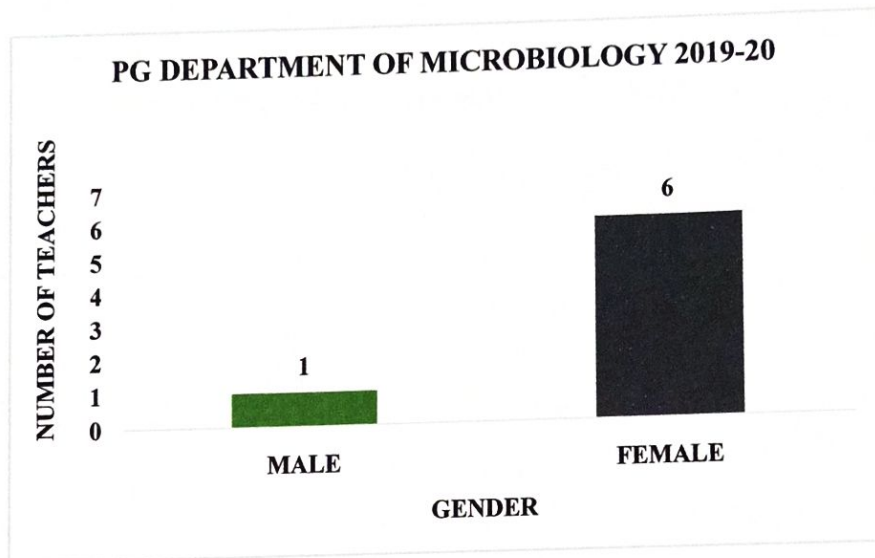



Dr. NAVEEN MOHAN
PRINCIPAL
GEMS ARTS AND SCIENCE COLLEGE
KADUNGAPURAM (PO), RAMAPURAM
MALAPPURAM DT., KERALA-679 321

GENDER AUDIT DATA ANALYSIS 2019-20

PG DEPARTMENT OF MICROBIOLOGY

GENDER	NUMBER OF TEACHERS	TOTAL
MALE	1	7
FEMALE	6	



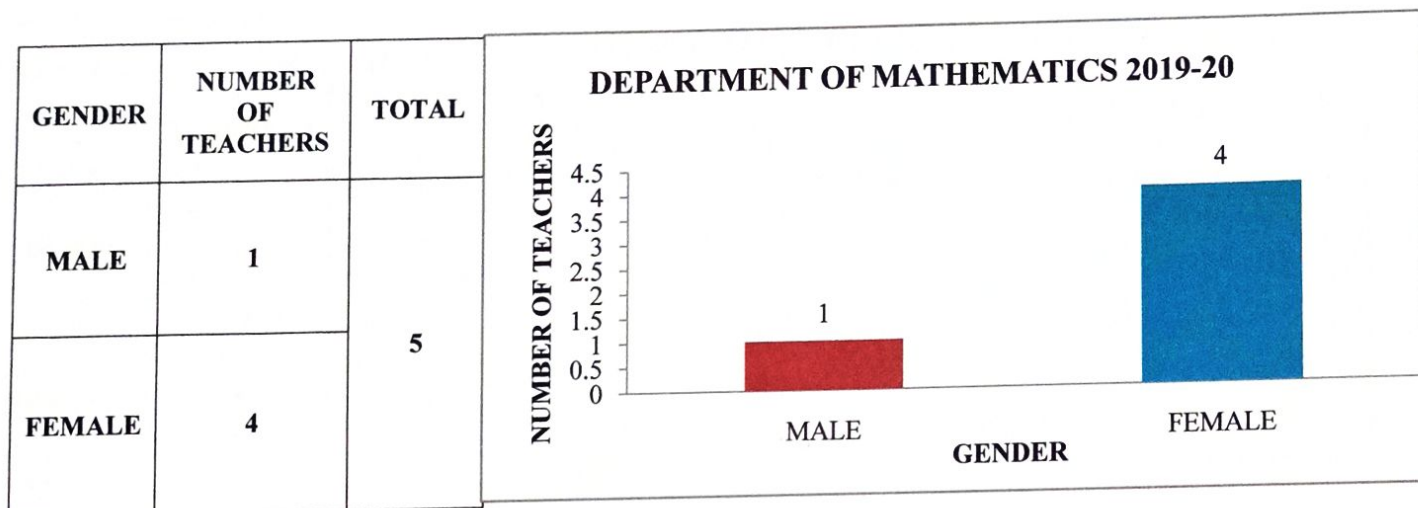
The presented chart depicts the gender audit data analysis for the academic year 2019-20 in the PG Department of Microbiology. Out of a total of seven teachers, six are female, and one is male. Thus, upon reviewing this chart, it is clear that there is a higher number of female faculty members compared to male faculty members during this academic year.



Dr. NAVEEN MOHAN
PRINCIPAL
GEMS ARTS AND SCIENCE COLLEGE
KADUNGAPURAM (PO), RAMAPURAM
MALAPPURAM DT., KERALA-679 321


GENDER AUDIT DATA ANALYSIS 2019-20

DEPARTMENT OF MATHEMATICS



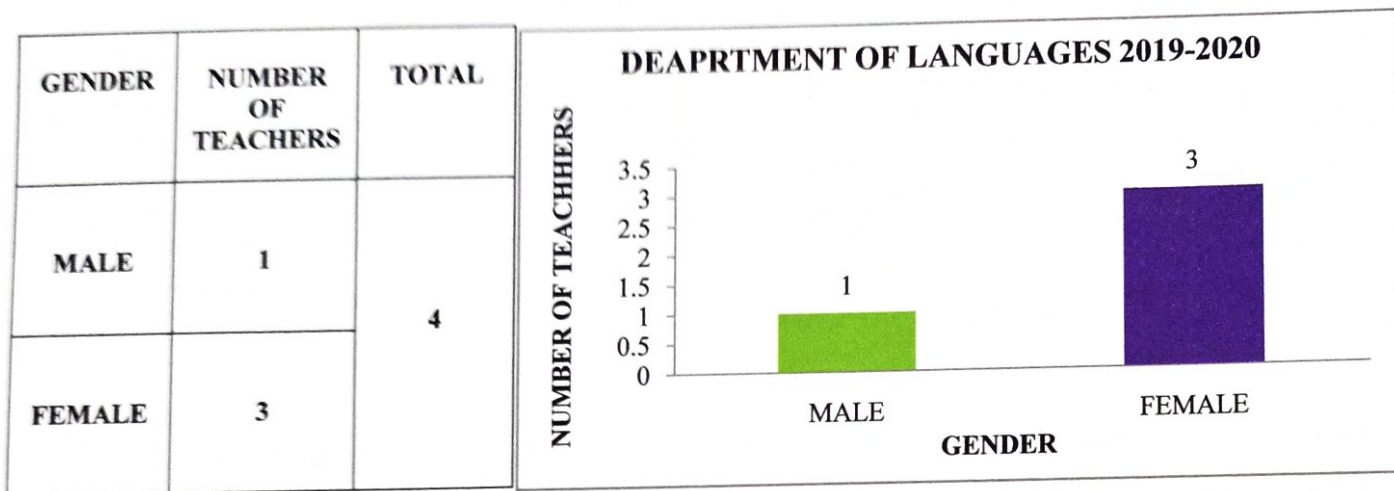
The above chart illustrates the gender audit data analysis for the academic year 2019–20 in the Department of Mathematics. Among a total of five teachers, four are female, and the remaining one is male. Consequently, upon examining this graph, it becomes evident that there is a greater representation of female faculty members than male faculty members during this academic year.




Dr. NAVEEN MOHAN
PRINCIPAL
GEMS ARTS AND SCIENCE COLLEGE
KADUNGAPURAM (PO), RAMAPURAM
MALAPPURAM DT., KERALA-679 321

GENDER AUDIT DATA ANALYSIS 2019-20

DEPARTMENT OF LANGUAGES



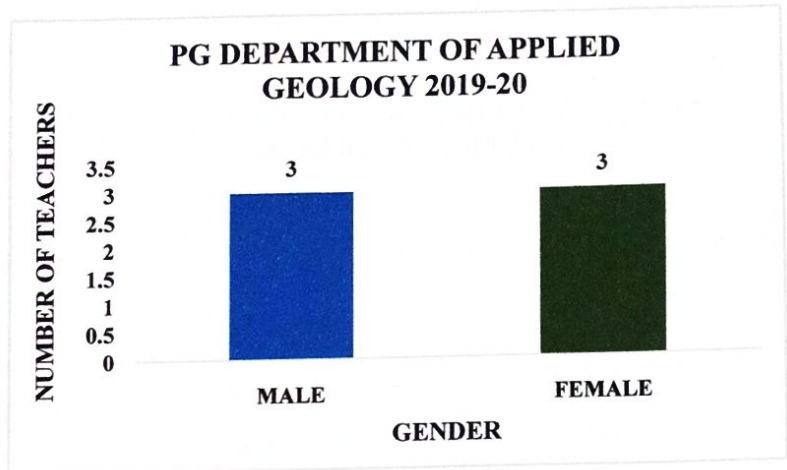
The graph given illustrates the analysis of gender audit data for the academic year 2019–20 in the Department of Languages. Out of four teachers in total, one is male and three are female. As a result of reviewing this graph, it is clear that there are more female faculty members than male faculty members.



Dr. NAVEEN MOHAN
PRINCIPAL
GEMS ARTS AND SCIENCE COLLEGE
KADUNGAPURAM (PO), RAMAPURAM
MALAPPURAM DT., KERALA-679 321


GENDER AUDIT DATA ANALYSIS 2019-20
PG DEPARTMENT OF APPLIED GEOLOGY

GENDER	NUMBER OF TEACHERS	TOTAL
MALE	3	6
FEMALE	3	



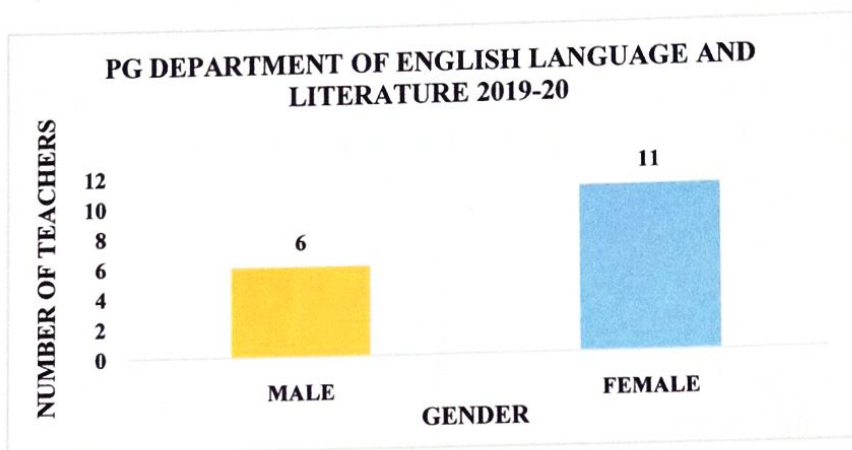
The graph above depicts the gender audit data analysis for the academic year 2019–20 in the PG Department of Applied Geology. Among a total of six teachers, three are male and three are female. Therefore, upon examining this graph, it becomes evident that there is an equal representation of male and female faculty members during this academic year.




Dr. NAVEEN MOHAN
 PRINCIPAL
 GEMS ARTS AND SCIENCE COLLEGE
 KADUNGAPURAM (PO), RAMAPURAM
 MALAPPURAM DT., KERALA-679 321

GENDER AUDIT DATA ANALYSIS 2019-20
PG DEPARTMENT OF ENGLISH LANGUAGE AND LITERATURE

GENDER	NUMBER OF TEACHERS	TOTAL
MALE	6	17
FEMALE	11	



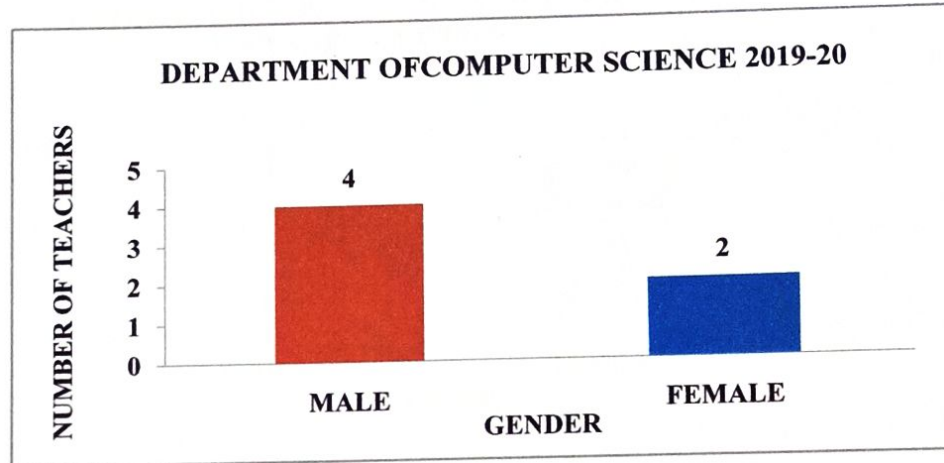
The presented graph illustrates the analysis of gender audit data for the academic year 2019–20 in the PG Department of English Language and Literature. Among a total of seventeen teachers, six are male and eleven are female. Therefore, upon examination of this graph, it is evident that there is a greater number of female faculty members than male faculty members in this department during the specified academic year.




DR. NAVEEN MOHAN
 PRINCIPAL
 GEMS ARTS AND SCIENCE COLLEGE
 KADUNGAPURAM (PO), RAMAPURAM
 MALAPPURAM DT., KERALA-679 321


GENDER AUDIT DATA ANALYSIS 2019-20
DEPARTMENT OF COMPUTER SCIENCE

GENDER	NUMBER OF TEACHERS	TOTAL
MALE	4	6
FEMALE	2	



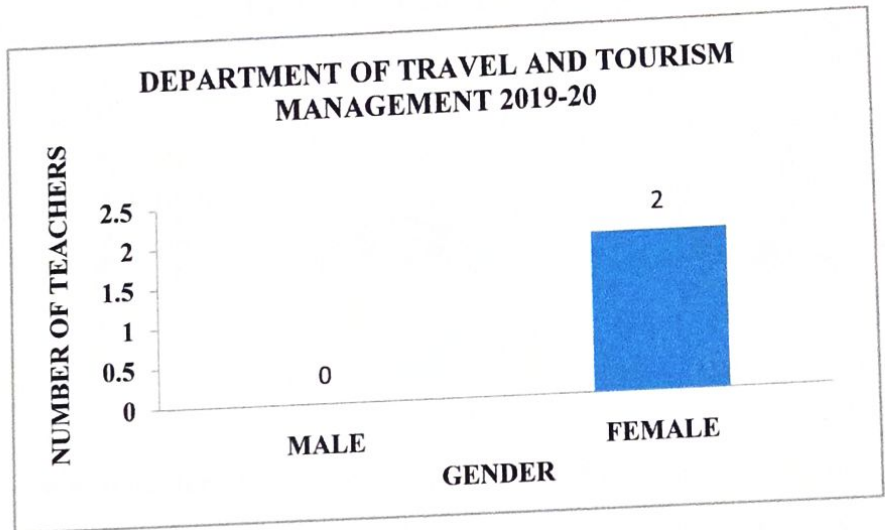
The analysis of gender audit data for the academic year 2019–20 in the Department of Computer Science is shown in the accompanying graph. Among six teachers in total, four are male and two are female. Therefore, upon examining this graph, it is evident that there are a greater number of male faculty members compared to females.




Dr. NAVEEN MOHAN
 PRINCIPAL
 GEMS ARTS AND SCIENCE COLLEGE
 KADUNGAPURAM (PO), RAMAPURAM
 MALAPPURAM DT., KERALA-679 321


GENDER AUDIT DATA ANALYSIS 2019-20
DEPARTMENT OF TRAVEL AND TOURISM MANAGEMENT

GENDER	NUMBER OF TEACHERS	TOTAL
MALE	0	2
FEMALE	2	



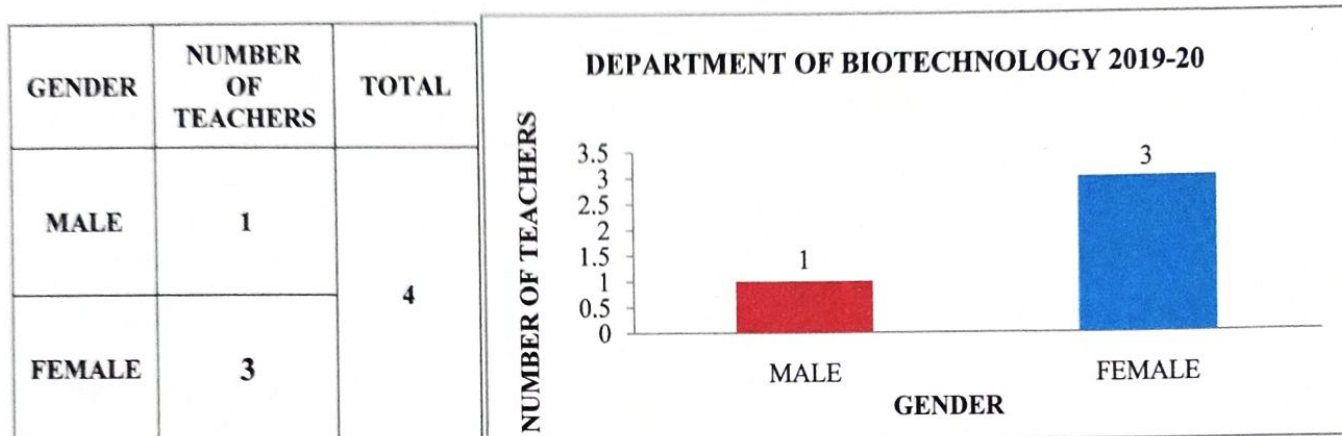
The graph above illustrates the analysis of gender audit data for the academic year 2019–20 in the Department of Travel and Tourism Management. Among a total of two teachers, both are female, and there are no male faculty members.




Dr. NAVEEN MOHAN
 PRINCIPAL
 GEMS ARTS AND SCIENCE COLLEGE
 KADUNGAPURAM (PO), RAMAPURAM
 MALAPPURAM DT., KERALA-679 321


GENDER AUDIT DATA ANALYSIS 2019-20

DEPARTMENT OF BIOTECHNOLOGY



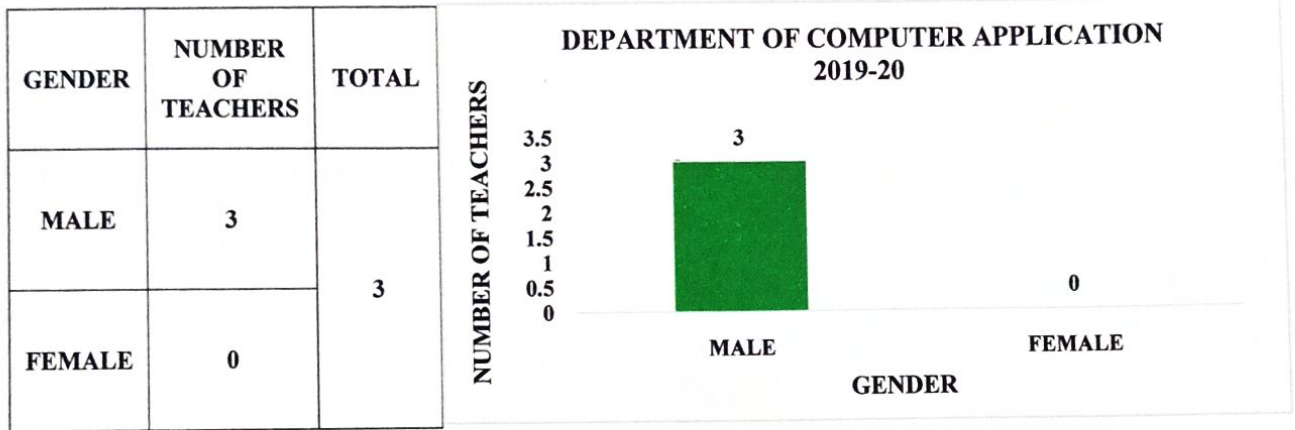
The analysis of gender audit data for the academic year 2019–20 in the Department of Biotechnology is depicted in the accompanying graph. Among the four teachers in total, one is male and three are female. Thus, upon examination of this graph, it is evident that there were a higher number of female teachers compared to male teachers during the academic year.




Dr. NAVEEN MOHAN
PRINCIPAL
GEMS ARTS AND SCIENCE COLLEGE
KADUNGAPURAM (PO), RAMAPURAM
MALAPPURAM DT., KERALA-679 321


GENDER AUDIT DATA ANALYSIS 2019-20

DEPARTMENT OF COMPUTER APPLICATION



The examination of gender audit data for the academic year 2019-20 in the Department of Computer Application reveals that out of three teachers in total, all three are male, and there are no female teachers. Consequently, upon reviewing this data, it is apparent that there was a higher presence of male teachers during this academic year.

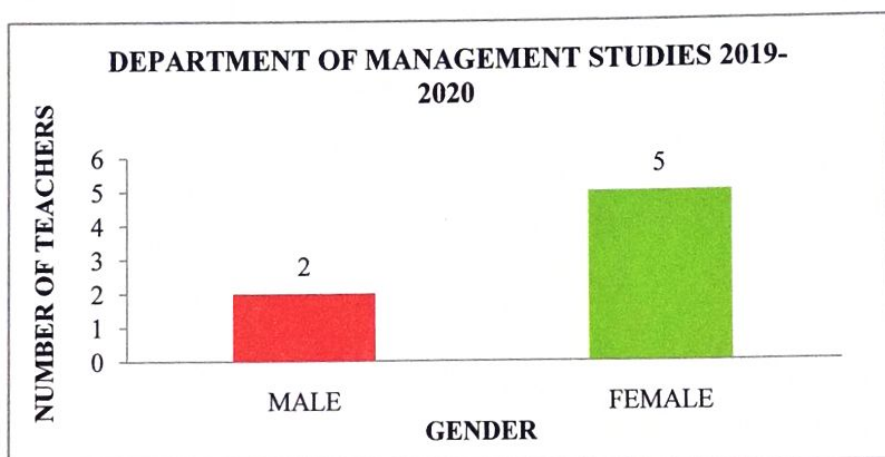



Dr. NAVEEN MOHAN
PRINCIPAL
GEMS ARTS AND SCIENCE COLLEGE
KADUNGAPURAM (PO), RAMAPURAM
MALAPPURAM DT., KERALA-679 321

GENDER AUDIT DATA ANALYSIS 2019-20

DEPARTMENT OF MANAGEMENT STUDIES

GENDER	NUMBER OF TEACHERS	TOTAL
MALE	2	7
FEMALE	5	



The examination of gender audit data for the academic year 2019–20 in the Department of Management Studies reveals that out of seven teachers, five are female and the remaining two are male. Consequently, upon reviewing this data, it is clear that there was a greater presence of female teachers compared to male teachers during this academic year.

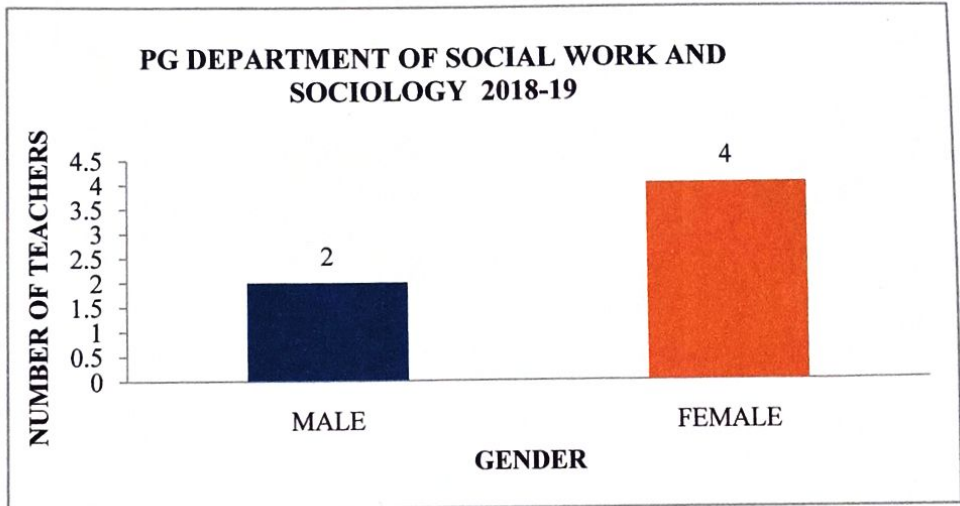



Dr. NAVEEN MOHAN
PRINCIPAL
GEMS ARTS AND SCIENCE COLLEGE
KADUNGAPURAM (PO), RAMAPURAM
MALAPPURAM DT., KERALA-679 321

GENDER AUDIT DATA ANALYSIS 2018-19

PG DEPARTMENT OF SOCIAL WORK AND SOCIOLOGY

GENDER	NUMBER OF TEACHERS	TOTAL
MALE	2	6
FEMALE	4	



The provided graph illustrates the gender audit data analysis for the 2018–19 academic years in the PG Department of Social Work and Sociology. Out of a total of six teachers, two are male, and the remaining four are female. Consequently, upon reviewing this graph, it is clear that there is a higher number of female teachers than male teachers during this academic year.

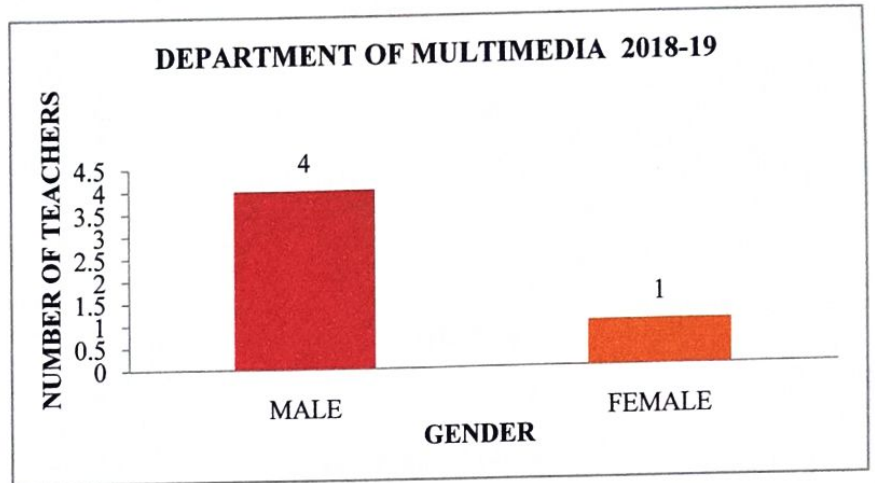


Dr. NAVEEN MOHAN
PRINCIPAL
GEMS ARTS AND SCIENCE COLLEGE
KADUNGAPURAM (PO), RAMAPURAM
MALAPPURAM DT., KERALA-679 321

GENDER AUDIT DATA ANALYSIS 2018-19

DEPARTMENT OF MULTIMEDIA

GENDER	NUMBER OF TEACHERS	TOTAL
MALE	4	5
FEMALE	1	



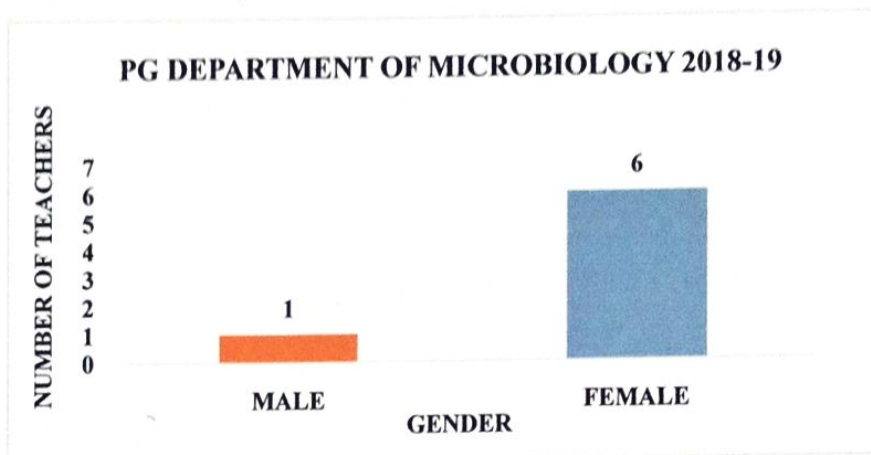
The above-mentioned graph illustrates the gender audit data analysis for the 2018–19 academic years in the Department of Multimedia. Among a total of five teachers, four are male, and the remaining one is female. Thus, upon examining this graph, it is evident that there is a greater number of male faculty members than female faculty members during this academic year.



Dr. NAVEEN MOHAN
PRINCIPAL
GEMS ARTS AND SCIENCE COLLEGE
KADUNGAPURAM (PO), RAMAPURAM
MALAPPURAM DT., KERALA-679 321

GENDER AUDIT DATA ANALYSIS 2018-19
PG DEPARTMENT OF MICROBIOLOGY

GENDER	NUMBER OF TEACHERS	TOTAL
MALE	1	7
FEMALE	6	



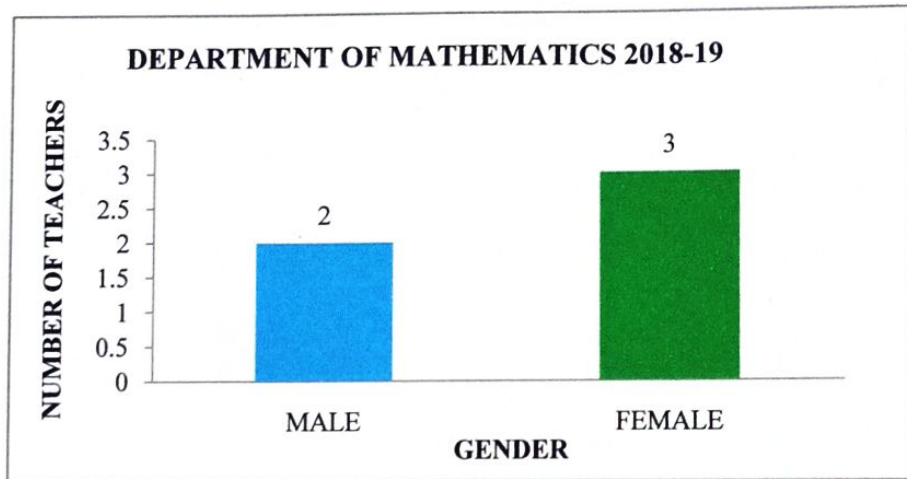
The provided chart illustrates the gender audit data analysis for the 2018–19 academic year in the PG Department of Microbiology. Among a total of seven teachers, one is male and six are female. Therefore, upon examining this graph, it is evident that the count of female faculty members exceeds that of male faculty members during this academic year.




DR. NAVEEN MOHAN
 PRINCIPAL
 GEMS ARTS AND SCIENCE COLLEGE
 KADUNGAPURAM (PO), RAMAPURAM
 MALAPPURAM DT., KERALA-679 321

GENDER AUDIT DATA ANALYSIS 2018-19
DEPARTMENT OF MATHEMATICS

GENDER	NUMBER OF TEACHERS	TOTAL
MALE	2	5
FEMALE	3	



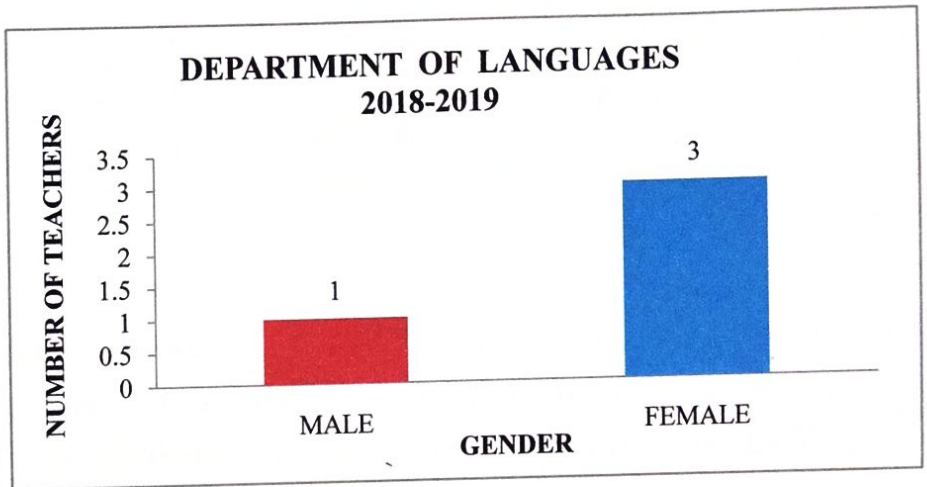
The graph above presents the gender audit data analysis for the 2018–19 academic year in the Department of Mathematics. Out of a total of five teachers, two are male and three are female. Thus, upon reviewing this graph, it is clear that there is a higher number of female faculty members than male faculty members during this academic year.




Dr. NAVEEN MOHAN
 PRINCIPAL
 GEMS ARTS AND SCIENCE COLLEGE
 KADUNGAPURAM (PO), RAMAPURAM
 MALAPPURAM DT., KERALA-679 321

GENDER AUDIT DATA ANALYSIS 2018-19
DEPARTMENT OF LANGUAGES

GENDER	NUMBER OF TEACHERS	TOTAL
MALE	1	4
FEMALE	3	



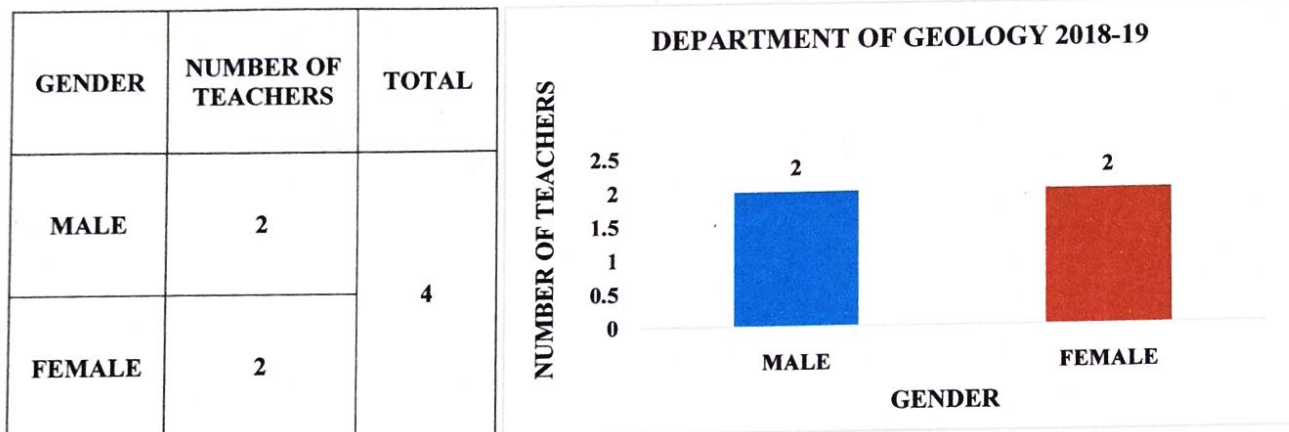
The provided graph showcases the gender audit data analysis for the 2018–19 academic year in the Department of Languages. Among a total of four teachers, one is male and three are female. Therefore, upon examining this graph, it is evident that the count of female faculty members exceeds that of male faculty members.




Dr. NAVEEN MOHAN
 PRINCIPAL
 GEMS ARTS AND SCIENCE COLLEGE
 KADUNGAPURAM (PO), RAMAPURAM
 MALAPPURAM DT., KERALA-679 321

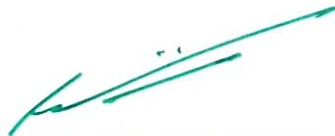
GENDER AUDIT DATA ANALYSIS 2018-19

DEPARTMENT OF GEOLOGY



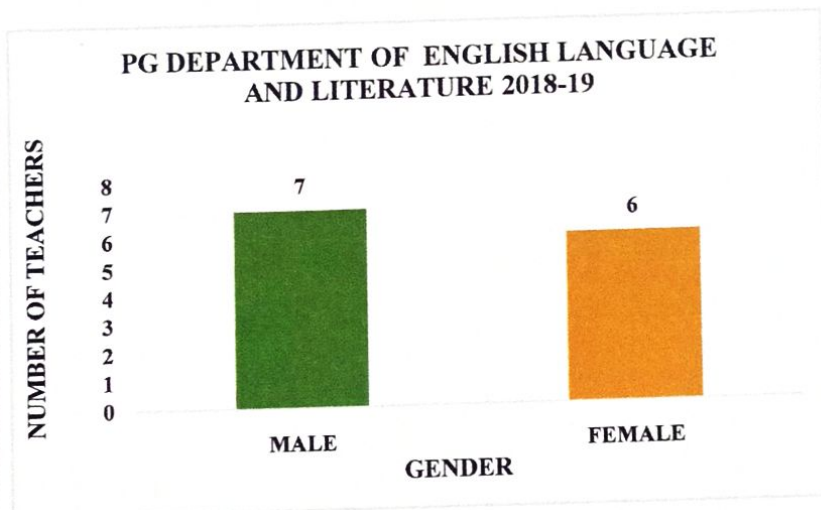
The above graph illustrates the gender audit data analysis for the 2018–19 academic year in the Department of Geology. Out of a total of four teachers, two are male and two are female. Thus, upon reviewing this graph, it is clear that there is an equal number of male and female faculty members during this academic year.




Dr. NAVEEN MOHAN
PRINCIPAL
GEMS ARTS AND SCIENCE COLLEGE
KADUNGAPURAM (PO), RAMAPURAM
MALAPPURAM DT., KERALA-679 321

GENDER AUDIT DATA ANALYSIS 2018-19
PG DEPARTMENT OF ENGLISH LANGUAGE AND LITERATURE

GENDER	NUMBER OF TEACHERS	TOTAL
MALE	7	13
FEMALE	6	



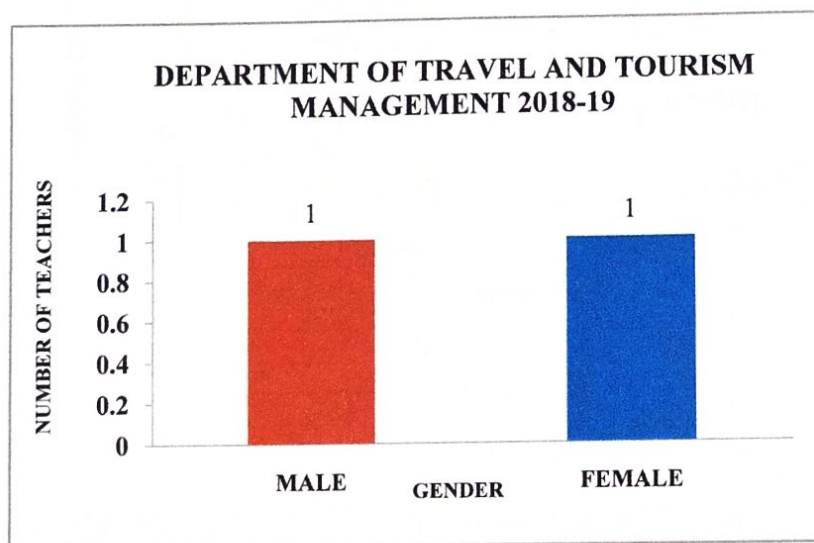
The graph provided illustrates the gender audit data analysis for the 2018–19 academic year in the PG Department of English Language and Literature. Out of a total of thirteen teachers, seven are male and six are female. Thus, upon reviewing this graph, it is clear that there is a higher count of male faculty members than female faculty members during this academic year in this department.




Dr. NAVEEN MOHAN
 PRINCIPAL
 GEMS ARTS AND SCIENCE COLLEGE
 KADUNGAPURAM (PO), RAMAPURAM
 MALAPPURAM DT., KERALA-679 321

GENDER AUDIT DATA ANALYSIS 2018-19
DEPARTMENT OF TRAVEL AND TOURISM MANAGEMENT

GENDER	NUMBER OF TEACHERS	TOTAL
MALE	1	2
FEMALE	1	



The analysis of Gender Audit data for the 2018–19 academic years in the Department of Travel and Tourism Management is depicted in the above graph. Among a total of two teachers, one is male and one is female. Consequently, upon examining this graph, it is evident that there is an equal number of male and female faculty members during this academic year.

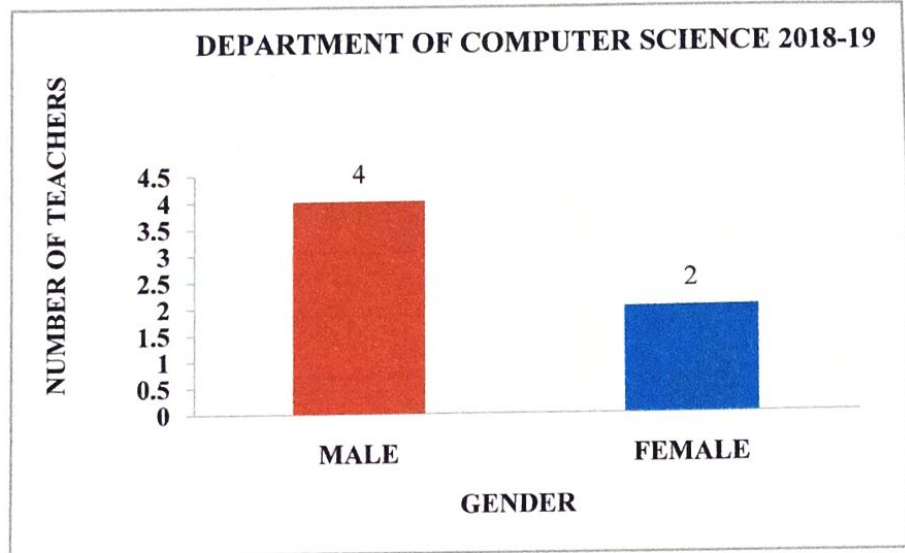



Dr. NAVEEN MOHAN
 PRINCIPAL
 GEMS ARTS AND SCIENCE COLLEGE
 KADUNGAPURAM (PO), RAMAPURAM
 MALAPPURAM DT., KERALA-679 321

GENDER AUDIT DATA ANALYSIS 2018-19

DEPARTMENT OF COMPUTER SCIENCE

GENDER	NUMBER OF TEACHERS	TOTAL
MALE	4	6
FEMALE	2	



The Gender Audit data analysis for the 2018–19 academic year in the Department of Computer Science is depicted in the provided graph. Out of a total of six teachers, four are male and two are female. Thus, upon reviewing this graph, it is clear that there is a higher count of male faculty members in comparison to females.

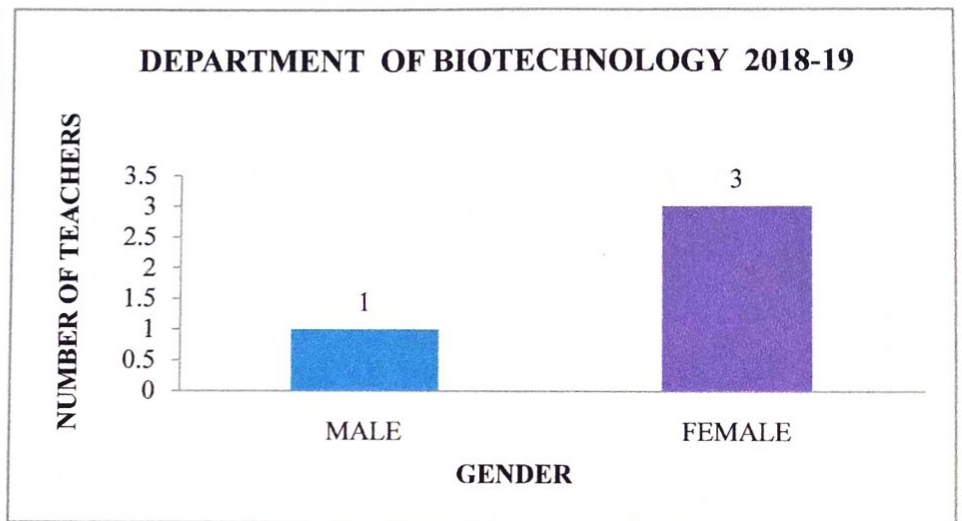



Dr. NAVEEN MOHAN

PRINCIPAL
GEMS ARTS AND SCIENCE COLLEGE
KADUNGAPURAM (PO), RAMAPURAM
MALAPPURAM DT., KERALA-679 321


GENDER AUDIT DATA 2018-19
DEPARTMENT OF BIOTECHNOLOGY

GENDER	NUMBER OF TEACHERS	TOTAL
MALE	1	4
FEMALE	3	



The gender audit data analysis for the 2018–19 academic year in the Department of Biotechnology is represented in the graph above. Out of a total of four teachers, one is male and three are female. Therefore, upon reviewing this graph, it becomes apparent that there were more female teachers than male teachers during this academic year.

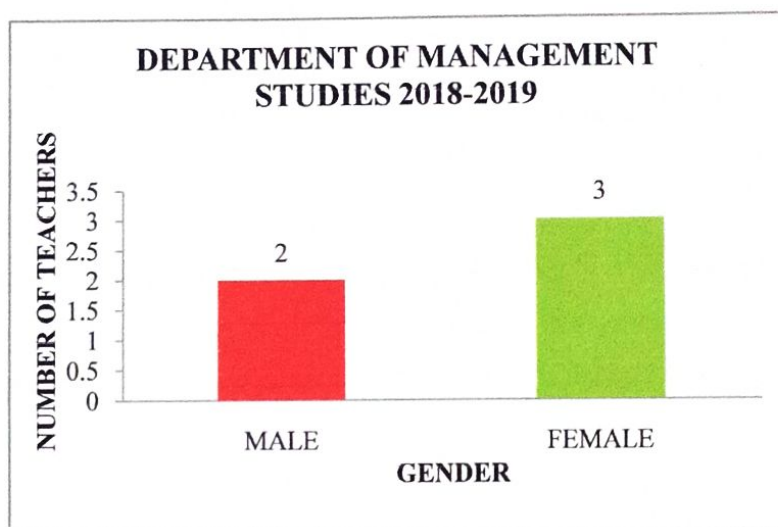



Dr. NAVEEN MOHAN
 PRINCIPAL
 GEMS ARTS AND SCIENCE COLLEGE
 KADUNGAPURAM (PO), RAMAPURAM
 MALAPPURAM DT., KERALA-679 321

GENDER AUDIT DATA ANALYSIS 2018-19


DEPARTMENT OF MANAGEMENT STUDIES

GENDER	NUMBER OF TEACHERS	TOTAL
MALE	2	5
FEMALE	3	



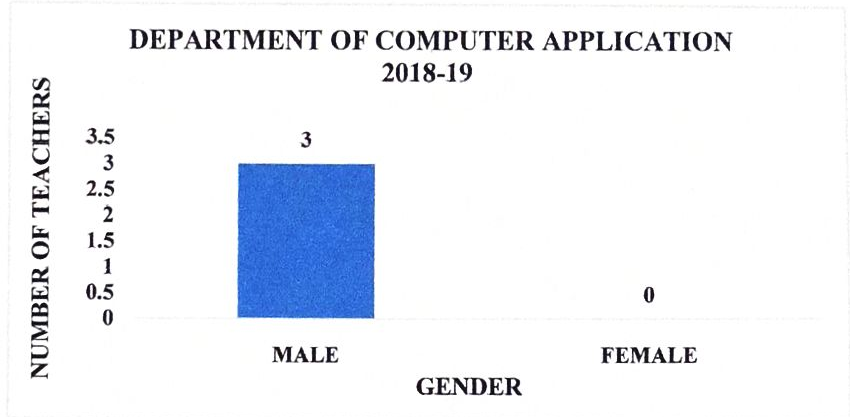
The gender audit data analysis for the 2018–19 academic year in the Department of Management Studies reveals that, out of a total of five teachers, two are male and the remaining three are female. Therefore, upon reviewing this graph, it becomes apparent that there were more female teachers during this academic year.




Dr. NAVEEN MOHAN
PRINCIPAL
GEMS ARTS AND SCIENCE COLLEGE
KADUNGAPURAM (PO), RAMAPURAM
MALAPPURAM DT., KERALA-679 321


GENDER AUDIT DATA ANALYSIS 2018-19
DEPARTMENT OF COMPUTER APPLICATION

GENDER	NUMBER OF TEACHERS	TOTAL
MALE	3	3
FEMALE	0	



The analysis of Gender Audit data for the 2018-19 academic year in the Department of Computer Application indicates that, among a total of three teachers, all three are male, and there are no female teachers. Consequently, upon examining this graph, it is evident that there were more male teachers during this academic year.

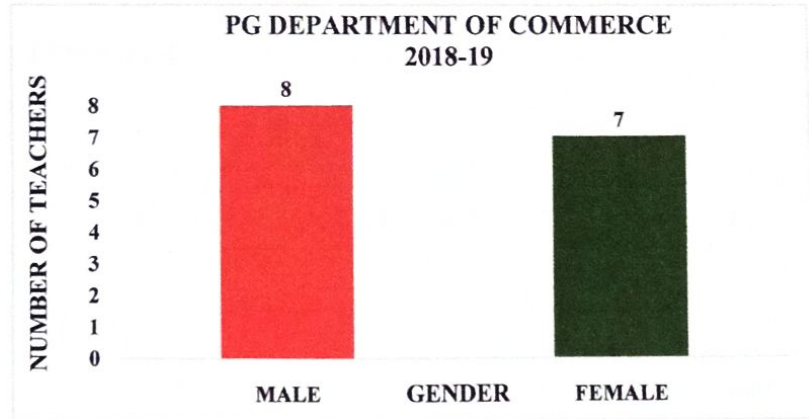



Dr. NAVEEN MOHAN
 PRINCIPAL
 GEMS ARTS AND SCIENCE COLLEGE
 KADUNGAPURAM (PO), RAMAPURAM
 MALAPPURAM DT., KERALA-679 321

GENDER AUDIT DATA ANALYSIS 2018-19

PG DEPARTMENT OF COMMERCE

GENDER	NUMBER OF TEACHERS	TOTAL
MALE	8	15
FEMALE	7	



The gender audit data analysis for the 2018–19 academic year in the PG Department of Commerce is illustrated in the above graph. Out of a total of fifteen teachers, eight are male and seven are female. Therefore, upon reviewing this graph, it is apparent that there is nearly an equal distribution between male and female faculty members, with a slight numerical advantage for males by one unit during this academic year.




Dr. NAVEEN MOHAN
PRINCIPAL
GEMS ARTS AND SCIENCE COLLEGE
KADUNGAPURAM (PO), RAMAPURAM
MALAPPURAM DT., KERALA-679 321



GEMS ARTS AND SCIENCE COLLEGE

An ISO 9001 : 2015 Certified Institution

(A Unit of Global Education and Management Studies Co-operative Ltd., No. M. 782)

(Affiliated to University of Calicut and UGC Recognized under Section 2 (f) of UGC Act 1956)

Ramapuram, Kadungapuram P.O, Malappuram Dt., Kerala. Pin - 679 321, Ph : 04933-256123, 255700

www.gemsasc.ac.in, email: gemsasc@gmail.com

CONCLUSION

In conclusion, the gender audit conducted by GEMS Arts and Science College over the last five years has provided invaluable insights into the nuanced dynamics of gender representation within the institution. The meticulous examination of students, teachers, non-teaching staff, and security and housekeeping personnel has illuminated both the achievements and challenges in fostering a Gender-Inclusive Environment.

The data, revealing a total student count of 8884 with 5160 male students and 3724 female students, serves as a foundation for targeted interventions and initiatives. Semester-wise and department-wise classifications enable a granular understanding of gender variations within the student body, facilitating a tailored approach to address specific needs in different academic contexts.

In the realm of teaching staff, the gender breakdown of 196 male and 239 female members prompts reflection on academic leadership and pedagogical roles. This awareness lays the groundwork for fostering diversity and equity within the faculty, ultimately contributing to a richer educational experience.

The Non-Teaching Staff, comprising 115 individuals with a gender distribution of 38 males and 77 females, plays a crucial role in the college's functioning. Recognizing the importance of gender dynamics within this group is pivotal for cultivating an inclusive and equitable work environment, ensuring that all staff members contribute to the college's success.



Dr. NAVEEN MOHAN
PRINCIPAL
GEMS ARTS AND SCIENCE COLLEGE
KADUNGAPURAM (PO), RAMAPURAM
MALAPPURAM DT., KERALA-679 321



GEMS ARTS AND SCIENCE COLLEGE

An ISO 9001 : 2015 Certified Institution

(A Unit of Global Education and Management Studies Co-operative Ltd., No. M. 782)

(Affiliated to University of Calicut and UGC Recognized under Section 2 (f) of UGC Act 1956)


Ramapuram, Kadungapuram P.O, Malappuram Dt., Kerala. Pin - 679 321, Ph : 04933-256123, 255700

www.gemsasc.ac.in, email: gemsasc@gmail.com

Similarly, the audit of security and housekeeping staff, with 47 males and 77 females among the 124 individuals, underscores the need for gender sensitivity in roles beyond academia. This holistic approach recognizes that gender inclusivity extends to all facets of institutional support, promoting a balanced and respectful environment for everyone involved.

As GEMS Arts and Science College reflects on these findings, the commitment to transparency, accountability, and continuous improvement shines through. The college is poised to leverage these insights into actionable initiatives that will further enhance its commitment to diversity and equity. By acknowledging the multifaceted nature of gender dynamics and actively working towards creating an environment that values the unique contributions of all genders.




Dr. NAVEEN MOHAN
PRINCIPAL
GEMS ARTS AND SCIENCE COLLEGE
KADUNGAPURAM (PO), RAMAPURAM
MALAPPURAM DT., KERALA-679 321